

## Description

The X7 series is outdoor NFC adjustable LED driver that operates in constant current with high PF value and universal input voltage range 90~305Vac. Adaption with wireless programming via Near Field Communication (NFC). The X7 series also provide multiple isolated dimming controls, Dim-to-Off and Always-On Auxiliary Power. It also helps clients to improve the management of logistics and stock. The compact metal case and high efficiency enable the driver to operate with high reliability, It provides extreme durability with an IP67 rating and extending product lifetime. Overall protection is provided against lightning surge, output over voltage, short circuit and over temperature to ensure low failure rate.



## Product Features

- Universal input voltage / Full range: 90~305Vac;
- Constant power design, output current NFC adjustable;
- 3-in-1 dimmable: 0~10Vdc / PWM/ Res. Dim-to-off;
- Auxiliary output: 12V 250mA;
- Standby Power: <0.5W;
- Output and Dimming Signal Isolating;
- Surge protection: 6KV line-line, 10KV line-earth;
- Protections: SCP / OVP / OTP;
- IP67 design for indoor and outdoor applications;
- Suitable for dry / damp / wet locations;
- 5 years warranty;

## Application

Roadway lighting  
Industrial lighting  
Landscape Lighting  
Horticulture Lighting.

## Models

Model Number	Input Voltage Range (Vac)	Max Output Power (W)	Output Voltage Range (Vdc)	Full Power Output Current Range (A)	Default Current(A)	Eff. (Typ.)	PF(Typ.)	THD(Typ.)
X7-240M056A12	120-277	240	28-56	4.30-6.85	5.0	92%	0.97	5%

### Notes:

- [1]. M means 0-10V/PWM dimming.
- [2]. A12 means Auxiliary source.
- [3]. All specifications are measured at 25°C ambient temperature, input voltage 230Vac, and the typical value tested at full load, if no specific note.

## Input Specifications

Parameter	Min	Typ.	Max	Notes
Input Voltage Range	90Vac	-	305Vac	
Full Power Work Range	120Vac	230/277Vac	277Vac	Refer to Output Power vs. Input Voltage curve.
Input Frequency AC	47Hz	50/60Hz	63Hz	
Max Input Current	-	-	3.2A	100Vac & 100% load.
Max Input Power	-	-	280W	100Vac & 100% load.
Leakage Current	-	-	0.70mA	IEC 60598-1; 240Vac/60Hz.
Leakage Current	-	-	0.75MIU	UL 8750; 277Vac/60Hz.
Inrush Current	-	-	75A	230Vac, 100% load.
Standby Power Consumption	-	-	0.5W	230Vac, dimming off and auxiliary source without load
Power Factor (PF)	0.95	0.97	-	100-240Vac, 50-60Hz, 70%-100% load.
Power Factor (PF)	0.92	0.95	-	277Vac, 50-60Hz, 70%-100% load.
Total Harmonic Distortion (THD)	-	10%	15%	100-240Vac, 50-60Hz, 70%-100% load.
Total Harmonic Distortion (THD)	-	10%	15%	277Vac, 50-60Hz, 70%-100% load.
MCB(B16)	-	2	-	230Vac; 100% load.

## Output Specifications

Parameter	Min	Typ.	Max	Notes
Output Voltage Range	28Vdc	-	56Vdc	The full power cannot be lower than 35Vdc.
NO-Load Output Voltage	-	-	70Vdc	
Output Current Range	70% $I_{set}$	-	100% $I_{set}$	Adjustable current range with NFC, $I_{set}$ is set to the full power range.
Full Power Current Range	4.30A	-	6.85A	
Current Accuracy	-5%	-	+5%	
Total Output Current Ripple (pk-pk)	-	10%	15%	20MHz BW full load & LED load the LED load ripple is slightly different for different LEDs.
Startup Overshoot Current	-	-	10%	100-277Vac full load condition, LED load.
Auxiliary Source Output Voltage	11.04V	12.00V	12.96V	277Vac & Auxiliary source with full load.
Auxiliary Source Output Current	-	-	250mA	
Line Regulation	-3%	-	+3%	25°C±10°C ambient temperature, input changes from 176Vac to 264Vac.
Load Regulation	-3%	-	+3%	Load varies from 70% to 100% with 230Vac Input at 25°C±10°C ambient temperature.
Turn-on Delay Time	-	-	1.0s	120Vac, 25°C±10°C ambient temperature.
Turn-on Delay Time	-	-	1.0s	230Vac, 25°C±10°C ambient temperature.

## General Specifications

Parameter	Min	Typ.	Max	Notes
Efficiency@120Vac Io=6.85A	88.5%	90.0%	-	100% load, No load of auxiliary source.
Efficiency@120Vac Io=4.30A	89.0%	90.5%	-	100% load, No load of auxiliary source.
Efficiency@230Vac Io=6.85A	90.5%	92.0%	-	100% load, No load of auxiliary source.
Efficiency@230Vac Io=4.30A	91.0%	92.5%	-	100% load, No load of auxiliary source.
Efficiency@277Vac Io=6.85A	91.5%	93.0%	-	100% load, No load of auxiliary source.
Efficiency@277Vac Io=4.30A	92.0%	93.5%	-	100% load, No load of auxiliary source.
Mean Time Between Failure	-	200Khours	-	25°C±10°C ambient temperature, 230Vac, 80% load condition (MIL-HDBK-217F/SR-332).
Lifetime	-	50Khours	-	230Vac& 100% load, Tc 75°C, refer to lifetime vs. case temperature curve.
Operating Temperature Ta	-40°C	-	+45°C	100-200Vac, refer to Output Power vs. Ambient Temperature curve.
Operating Temperature Ta	-40°C	-	+50°C	200-277Vac, refer to Output Power vs. Ambient Temperature curve.
Operating Tc for Safety Tc_s	-40°C	-	+90°C	
Operating Tc for Warranty Tc_w	-40°C	-	+75°C	5-year warranty shell temperature, humidity: 10% to 95% RH.
Storage Temperature Ta	-40°C	-	+85°C	Humidity: 5% to 100% RH.
Altitude	-60m	-	4000m	
Input Under Voltage Protection	50Vac	75Vac	90Vac	Turn off the output or hiccup when the input voltage falls below protection voltage.
Over Temperature Protection Tc	-	95°C	-	Tolerance ±5°C, decreases output current, returning to normal after over temperature is removed.
Short Circuit Protection	-	-	-	Hiccup mode. The output shall return to normal when the fault condition is removed.
Dimensions (L*W*H)	231*72*39mm			
Net Weight	1100±100g/PCS			
Package(L*W*H)	575*375*204mm; 18PCS/Ctn, Gross Weight: 22.3Kg			For reference only

## Dimming

Parameter	Min	Typ.	Max	Notes
Absolute Maximum Voltage	-10V	10V	20V	On the Vdim (+) Pin.
Source Current on Vdim (+) Pin	90uA	100uA	110uA	
Dimming Range	10% I <sub>set</sub>	-	100% I <sub>set</sub>	I <sub>set</sub> is set to the full power range.
Suggest Dimming Input 0-10V	0V	-	10V	
Turn-on Voltage	0.9V	-	1.2V	
Turn-off Voltage	0.6V	-	0.9V	
PWM in High Level	9.7V	-	10.3V	
PWM in Low Level	0V	-	0.3V	
PWM in Frequency Range	500Hz	-	2KHz	
PWM in Duty Cycle	1%	-	99%	
Turn-on Duty Cycle	-	-	-	
Turn-Off Duty Cycle	-	-	-	
Resistor Dimming	-	-	-	100KΩ.

## Safety Specification

Dielectric Strength (Input-Output)	-	3750Vac	-	60s, Current not exceeding 5mA.
Dielectric Strength (Input-Ground)	-	1600Vac	-	60s, Current not exceeding 5mA.
Dielectric Strength (Output-Ground)	-	500Vac	-	60s, Current not exceeding 5mA.
Dielectric Strength (Input-Dimming)	-	3750Vac	-	60s, Current not exceeding 5mA.
Dielectric Strength (Dimming-Ground)	-	500Vac	-	60s, Current not exceeding 5mA.
Grounding Resistance	-	-	0.1Ω	25°C±10°C Ambient Temperature, pass 25A Current, 60s.
Insulation Resistance	10MΩ	-	-	Input-Output, Input-PE, Output-PE, 500Vdc/60s/25°C.

## Safety Compliance

Safety Category	Standards	Approved	Notes
CCC	GB19510.1,GB19510.14	✓	
CE	EN61347-1, EN61347-2-13, EN62493	✓	
ENEC	EN61347-1, EN61347-2-13, EN62384	✓	
CB	IEC61347-1, IEC61347-2-13	✓	
BIS	IS 15885(PART 2/SEC 13)		
UL	UL 8750	✓	
CUL	CSA C22.2 No.250.13	✓	
KC	K61347-1, K61347-2-13		
PSE	J61347-1, J61347-2-13		
SAA	AS/NZS IEC 61347.2.13		
SAA	AS/NZS 61347.1		

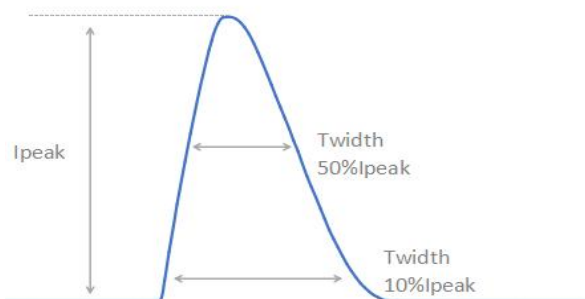
## EMC Compliance

EMC Category	Standards	Approved	Notes
CCC	GB/T 17743, GB 17625.1	✓	
CE	EN 55015	✓	
CE	EN 61000-3-2, EN 61000-3-3	✓	
CE	EN61000-4-2,3,4,5,6,11	✓	
CE	EN 61547	✓	
KC	K61547		
KC	K00015		
PSE	J55015		
FCC	FCC part 15	✓	
Surge Shock Immunity	ANSI/C82.77-5-2017		
Ringing Wave			

## RoHS

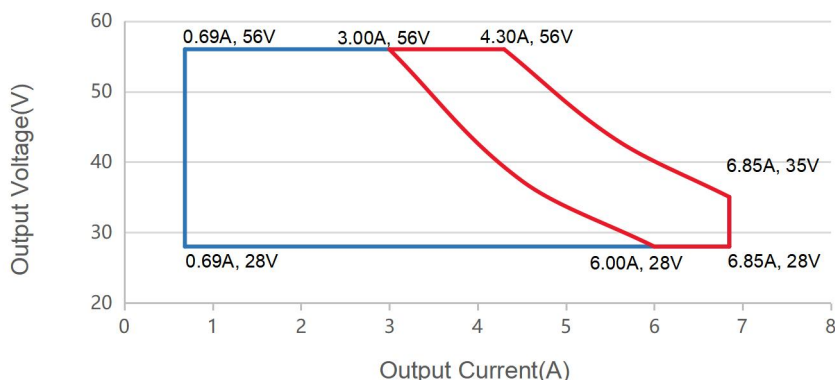
Our products comply with RoHS Directive (EU) 2015/863 amending Annex II to Directive 2011/65/EU.

**Inrush Current**



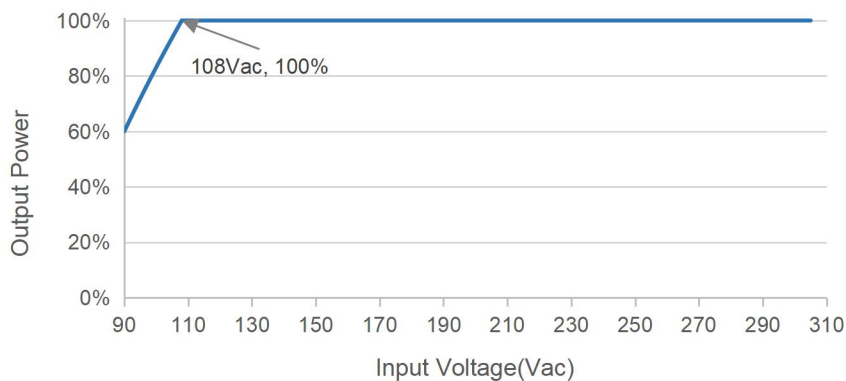
$V_{in}$	$I_{peak}$	$T(@10\% \text{ of } I_{peak})$	$T(@50\% \text{ of } I_{peak})$
120Vac	26.7A	1044 $\mu$ s	292 $\mu$ s
230Vac	51.2A	1084 $\mu$ s	424 $\mu$ s
277Vac	63.6A	1016 $\mu$ s	464 $\mu$ s

**Output Voltage vs. Output Current**

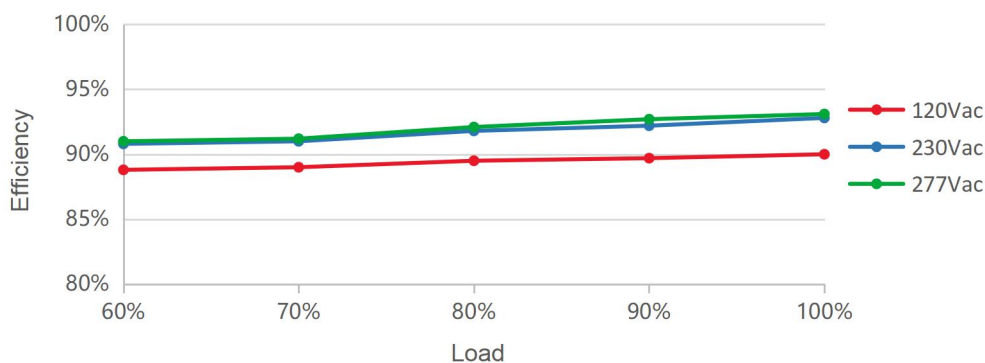


Red curve: good performance area.

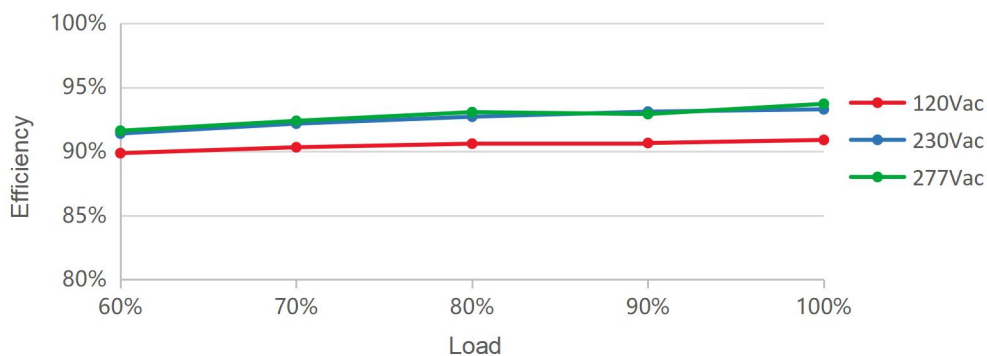
**Output Power vs. Input Voltage**



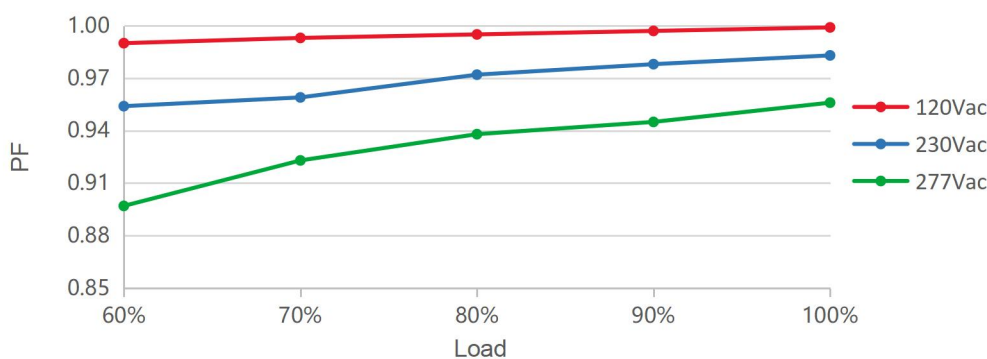
**Efficiency vs. Load ( $I_o=6.85A$ )**



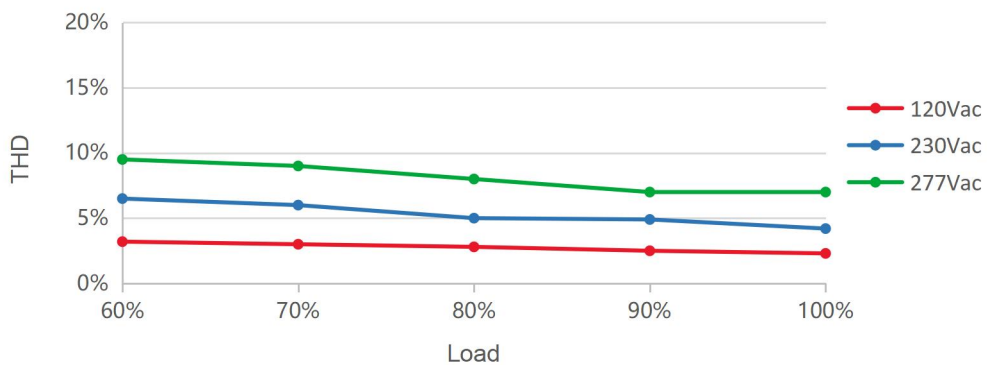
**Efficiency vs. Load (I<sub>o</sub>=4.30A)**



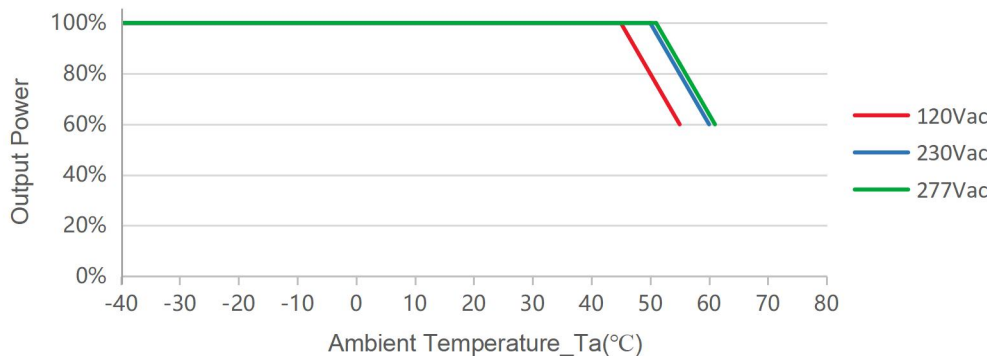
**PF vs. Load**



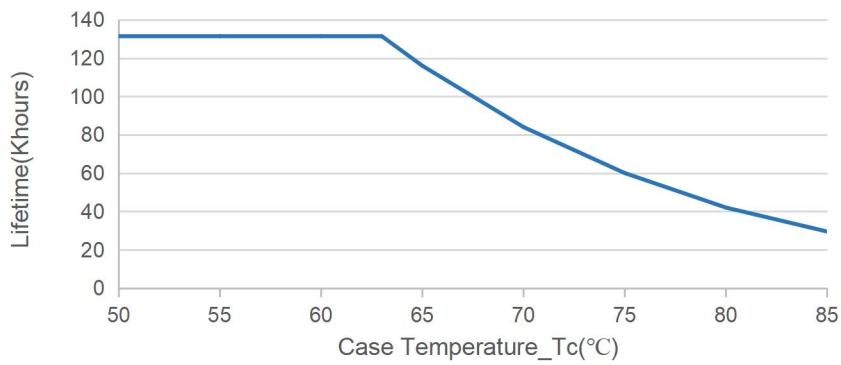
**THD vs. Load**



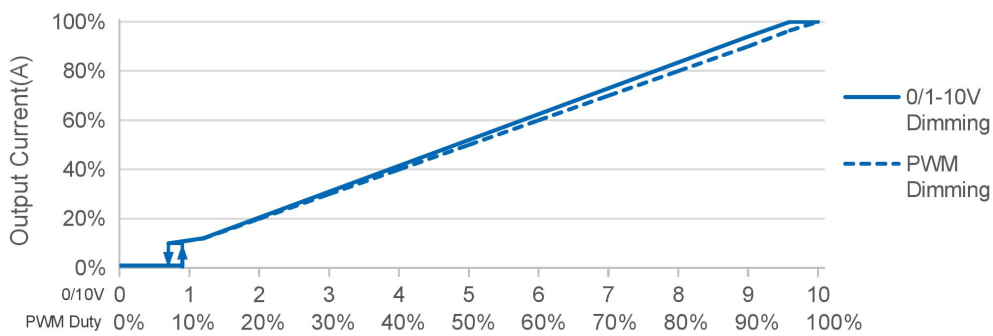
**Output Power vs. Ambient Temperature**



### Lifetime vs. Case Temperature



### 0-10V/PWM Dimming



NFC Adjustable Driver



LED Driver Configurer Tool V0.6437 test\_sc

**MOSO** 茂硕电源 中文

Scan Port: NFC0 Close

Driver Type: X7-150M056 Auto Set

Max Out Current 1: 4300 mA

Log

```
test_sc 17:01:57.146 NFC0 :
E0023800B1E70400 set NFC tags success
```

Introduction to software operation:

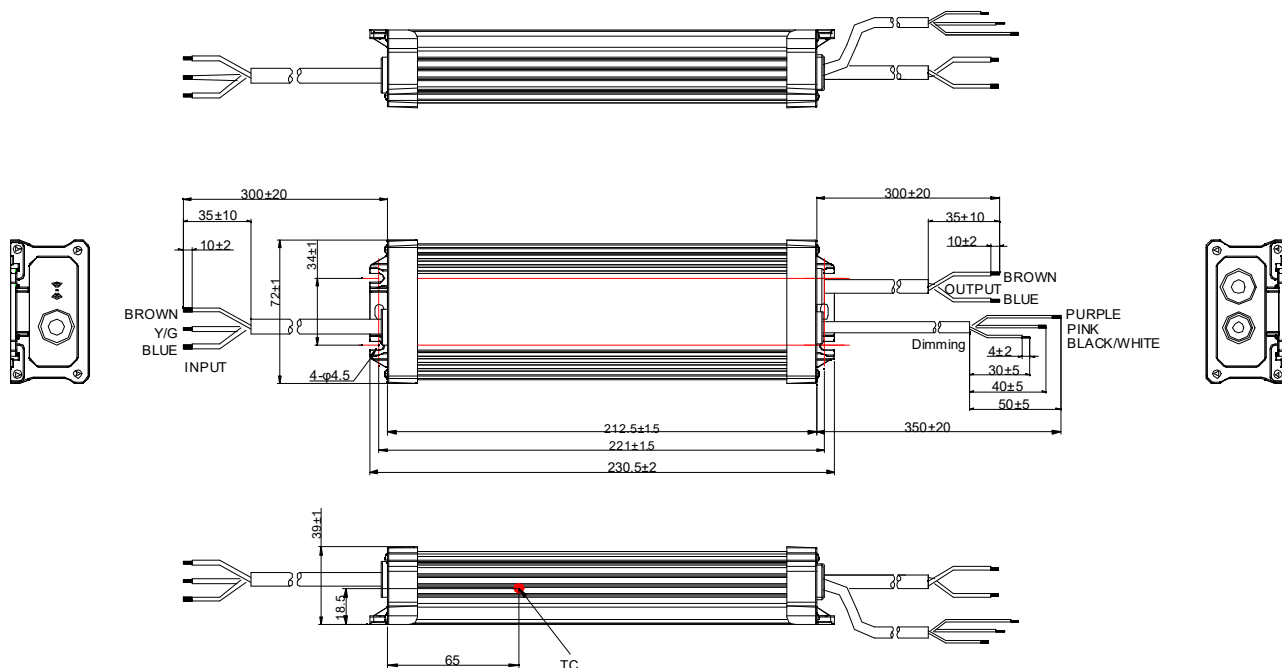
1. Connection between computer and NFC reader.
2. Open the software on the PC.  
(The software can be downloaded from the MOSO official website)
3. Click "Scan Port" to find "NFC0".
4. Place the MOSO driver on the NFC reader. After identifying the driver, the indicator on the NFC reader will change from red to green.
5. Then set the output current we need.
6. Click "Auto set". Then, the NFC reader beeps, and the current is modified successfully.

Note:

The driver part No. are programmed as per the actual part No..



**Mechanical Outline**



**Specification**

Input	CCC+VDE 3x1.0mm <sup>2</sup> external diameter:7.3 L=300±20mm	CCC/CE
Output	CCC+VDE 2x1.0mm <sup>2</sup> external diameter:6.9 L=300±20mm	CCC/CE
Dimming	UL21996 22AWG*3C Ø5.0mm L=350±20mm	Dim+/Dim-, A12

**Label**

<p><b>INPUT</b> L (BROWN 棕) G (Y/G 黄/绿) N (BLUE 蓝)</p>	<p><b>MOSO</b><sup>®</sup> X7-240M056A12 Constant current type LED DRIVER LED 恒流控制装置(内置防浪涌)</p>			<p><b>OUTPUT</b></p> <p>(BROWN 棕) Vo+ (BLUE 蓝) Vo- (PURPLE 紫) DIM+/- (PINK 粉) 12V/DIM+/- (BLACK/WHITE 黑白) 12V+/-</p>				
	<table border="1"> <tr> <td>INPUT (输入)</td> <td>100-240V~ 50/60Hz, 3.2A Max. PF:0.95, 280W</td> </tr> <tr> <td>OUTPUT (输出)</td> <td>28-56V= 0.685-6.850A Uout Max (最大电压):70V=; Max. Power (最大功率):240W</td> </tr> <tr> <td>tc:90 °C</td> <td>ta:45 °C Input:100-200V~ ta:50 °C Input:200-240V~</td> </tr> </table>	INPUT (输入)			100-240V~ 50/60Hz, 3.2A Max. PF:0.95, 280W	OUTPUT (输出)	28-56V= 0.685-6.850A Uout Max (最大电压):70V=; Max. Power (最大功率):240W	tc:90 °C
INPUT (输入)	100-240V~ 50/60Hz, 3.2A Max. PF:0.95, 280W							
OUTPUT (输出)	28-56V= 0.685-6.850A Uout Max (最大电压):70V=; Max. Power (最大功率):240W							
tc:90 °C	ta:45 °C Input:100-200V~ ta:50 °C Input:200-240V~							

Note:  
Nameplate is laser engraved.

**Version**

A.1	First release	2023-04-12
B.2	ERL202307008	2023-07-05
C.2	ECL202311023	2023-11-16

## Specification for Approval

Product Name: 240W LED Driver

Product Model: X7-240M056A12

Rev: C.2

Address: XiLiSongbai Road 1061, Nanshan District, Shenzhen City, Guangdong, China

Tel: 0755-27657000

FAX: 755-27657908

E-mail: info@mosopower.com

Web Site: http://www.mosopower.com

Prepared By	Checked By	Approved By

## Specification for Approval

Product Name: 240W LED Driver

Product Model: X7-240M056A12

Rev: C.2

<b>CUSTOMER AUTHORIZED SIGNATURE</b>		
<b>Tested By</b>	<b>Checked By</b>	<b>Approved By</b>
(Company seal)Return one copy to MOSO with approved signature and company seal.		

Address:XiLiSongbai Road 1061, Nanshan District, Shenzhen City, Guangdong, China

Tel: 0755-27657000

FAX: 755-27657908

E-mail:info@mosopower.com

Web Site:http://www.mosopower.com

<b>Prepared By</b>	<b>Checked By</b>	<b>Approved By</b>