

Description

The X6E series is outdoor programmable LED driver that operates in constant current with high PF value and full power input voltage range 176~305Vac model. It also helps clients to improve the management of logistics and stock. The compact metal case and high efficiency enables the driver to operate with high reliability. It provides extreme durability with an IP67 rating and extends product lifetime. Overall protection is provided against lightning surge, output over voltage, short circuit and over temperature to ensure low failure rate.



Product Features

- Universal input voltage: 90~305Vac;
- Full power work range: 176~305Vac;
- Isolate constant power design;
- High surge protection: 6KV line-line, 10KV line-earth;
- Protections: SCP / OVP / OTP;
- IP67 design for indoor and outdoor applications;
- Suitable for dry / damp / wet locations;
- 5 years warranty;

Application

Road and street lighting,
Tunnel lighting
Area and flood lighting
High-bay lighting

Models

Model Number	Input Voltage Range (Vac)	Max Output Power (W)	Output Voltage Range (Vdc)	Full Power Output Current Range (A)	Default Current(A)	Eff. (Typ.)	PF(Typ.)	THD(Typ.)
X6E-150V056	100-277	150	28-56	2.70~4.30	3.10	90%	0.97	10%

Notes:

- [1]. V means non-dimmable, adjustable output current with potentiometer.
[2]. All specifications are measured at 25°C ambient temperature, input voltage 230Vac, and the typical value tested at full load, if no specific note.

Input Specifications

Parameter	Min	Typ.	Max	Notes
Input Voltage Range	90Vac	220~240Vac	305Vac	
Full Power Work Range	176Vac	220~240Vac	277Vac	100Vac, 70%load; 176Vac, 100%load, Refer to Output Power vs. Input Voltage curve
Input Frequency AC	47Hz	50/60Hz	63Hz	
Max Input Current	-	-	1.3A	
Max Input Power	-	-	180W	
Leakage Current	-	-	0.70mA	IEC 60598-1; 240Vac/60Hz
Inrush Current	-	-	70A	230Vac, 100% load
Power Factor (PF)	0.93	0.95	-	220-240Vac, 50-60Hz, 70%-100% load
Total Harmonic Distortion (THD)	-	10%	15%	220-240Vac, 50-60Hz, 70%-100% load
MCB(B16)	-	6	-	240Vac; 100%load

Output Specifications

Parameter	Min	Typ.	Max	Notes
Output Voltage Range	28Vdc	-	56Vdc	The full power cannot be lower than 35Vdc
Open Circuit Voltage	-	-	80Vdc	
Output Current Range	2.15A	-	4.30A	Adjustable output current with potentiometer, full power performance range 2.70A-4.30A
Current Accuracy	-5%I _{set}	-	+5%I _{set}	
Total Output Current Ripple (pk-pk)	-	5%	10%	20MHz BW full load & LED load the LED load ripple is slightly different for different leds
Startup Overshoot Current	-	-	10%	220-240Vacfull load condition, LED load
Line Regulation	-1%	-	+1%	25°C±10°C ambient temperature, input changes from 200Vac to 264Vac
Load Regulation	-3%	-	+3%	Load varies from 70% to 100% with 230Vac Input at 25°C±10°C ambient temperature
Turn-on Delay Time	-	-	1.0s	230Vac, 100% load

General Specifications

Parameter	Min	Typ.	Max	Notes
Efficiency@230Vac Io=2.70A Io=4.30A	88% 88%	90% 90%	-	100% load, 25°C ambient temperature
Mean Time Between Failure	-	200Khours	-	25°C±10°C ambient temperature, 230Vac, 80% load condition (MIL-HDBK-217/SR-332)
Lifetime	-	50Khours	-	230Vac & 100% load, Tc 75°C, refer to lifetime vs. case temperature curve
Operating Temperature Ta	-40°C	-	+55°C	Output Power vs. Ambient Temperature curve
Operating Tc for Safety Tc_s	-40°C	-	+90°C	
Operating Tc for Warranty Tc_w	-40°C	-	+75°C	5-year warranty shell temperature, humidity: 10% to 95% RH
Storage Temperature Ta	-40°C	-	+85°C	Humidity: 5% to 100% RH
Altitude	-60m	-	4000m	
Input Under voltage Protection	45Vac	65Vac	75Vac	Turn off the output or hiccup when the input voltage falls below protection voltage.
Over Temperature Protection Tc	-	95°C	-	Decreases output current, returning to normal after over temperature is removed.
Short Circuit Protection	-	-	-	Constant current mode. The output shall return to normal when the fault condition is removed.
Dimensions (L*W*H)	171*68*37mm			
Net Weight	790±100g/PCS			
Package (L*W*H)	421*322*172mm; 14PCS/Ctn, Gross Weight: 13Kg			For reference only

Safety Specifications

Parameter	Min	Typ.	Max	Notes
Dielectric Strength (Input-Output)	-	3750Vac	-	60s, Current not exceeding 5mA
Dielectric Strength (Input-Ground)	-	1875Vac	-	60s, Current not exceeding 5mA
Dielectric Strength (Output-Ground)	-	500Vac	-	60s, Current not exceeding 5mA
Grounding Resistance	-	-	0.1Ω	25°C±10°C Ambient Temperature, pass 25A Current, 60s.
Insulation Resistance	10MΩ	-	-	Input-Output, Input-PE, Output-PE, 500Vdc/60s/25°C

Safety Compliance

Safety Category	Standards	Approved	Notes
CCC	GB19510.1,GB19510.14	√	
CE	EN61347-1, EN61347-2-13, EN62493	√	
ENEC	EN61347-1, EN61347-2-13, EN62384	√	
CB	IEC61347-1, IEC61347-2-13	√	
BIS	IS 15885(PART 2/SEC 13)		
UL	UL 8750		
CUL	CSA C22.2 No.250.13		
KC	K61347-1, K61347-2-13		
PSE	J61347-1, J61347-2-13		
SAA	AS/NZS IEC 61347.2.13		
SAA	AS/NZS 61347.1		

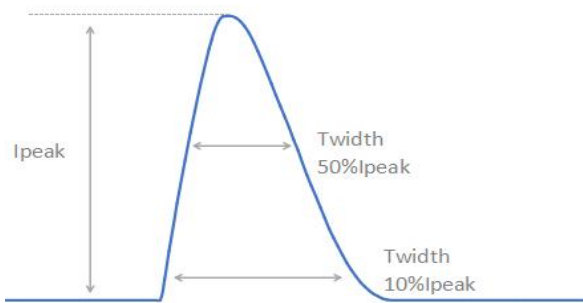
EMC Compliance

EMC Category	Standards	Approved	Notes
CCC	GB/T 17743, GB 17625.1	√	
CE	EN 55015	√	
CE	EN 61000-3-2, EN 61000-3-3	√	
CE	EN61000-4-2,3,4,5,6,11	√	
CE	EN 61547	√	
KC	K61547		
KC	K00015		
PSE	J55015		
FCC	FCC part 15		
Surge Shock Immunity	ANSI/C82.77-5-2017		
Ringling Wave			

RoHS

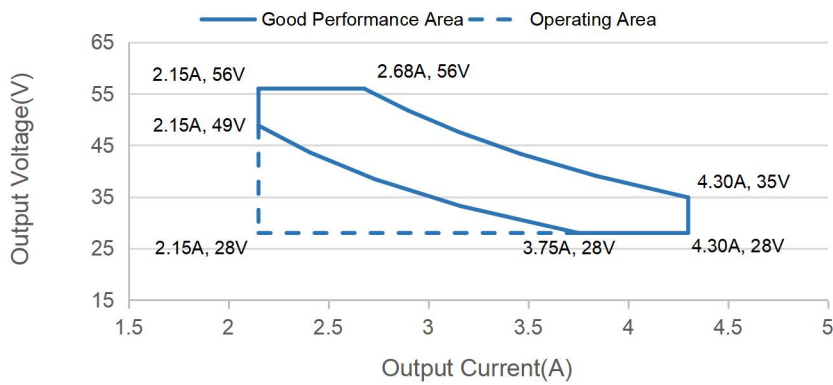
Our products comply with RoHS Directive (EU) 2015/863 amending Annex II to Directive 2011/65/EU.

Inrush Current

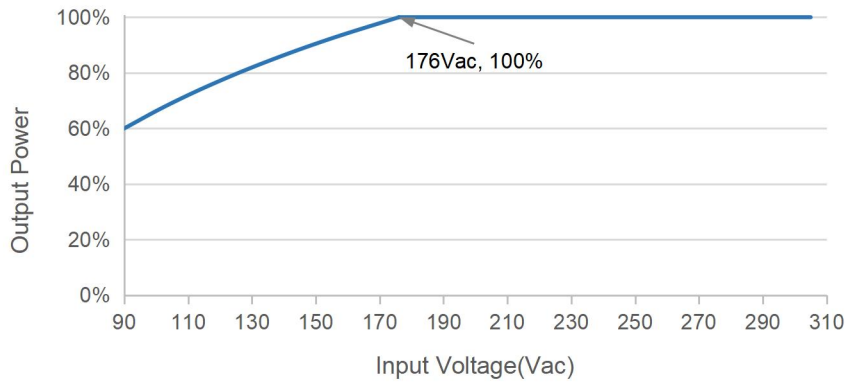


V_{in}	I_{peak}	$T(@10\% \text{ of } I_{peak})$	$T(@50\% \text{ of } I_{peak})$
230Vac	66.5A	528 μ s	216 μ s

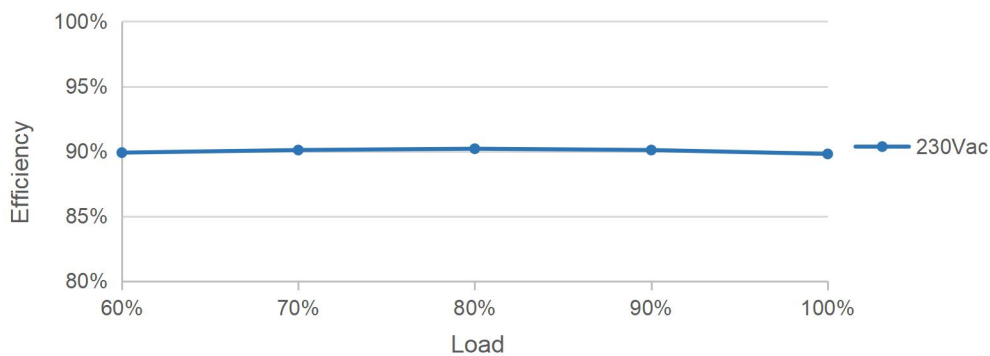
Output Voltage vs. Output Current



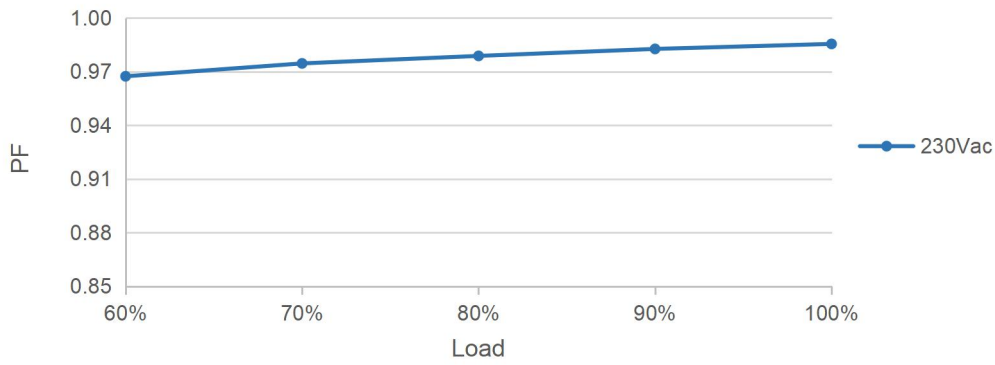
Output Power vs. Input Voltage



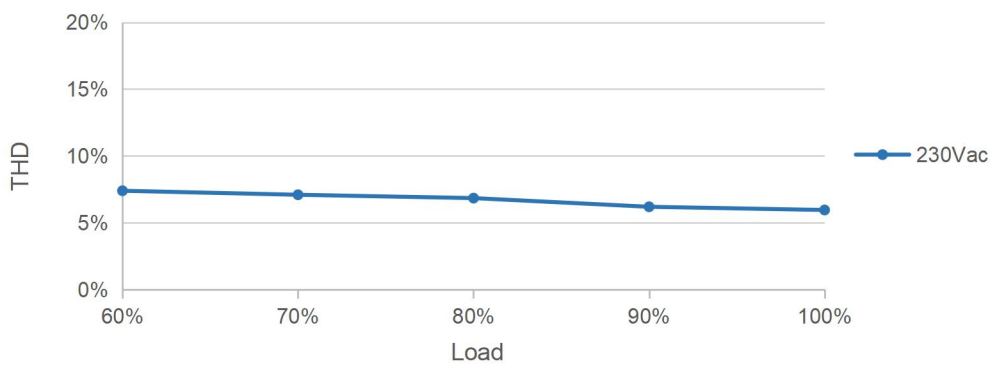
Efficiency vs. Load



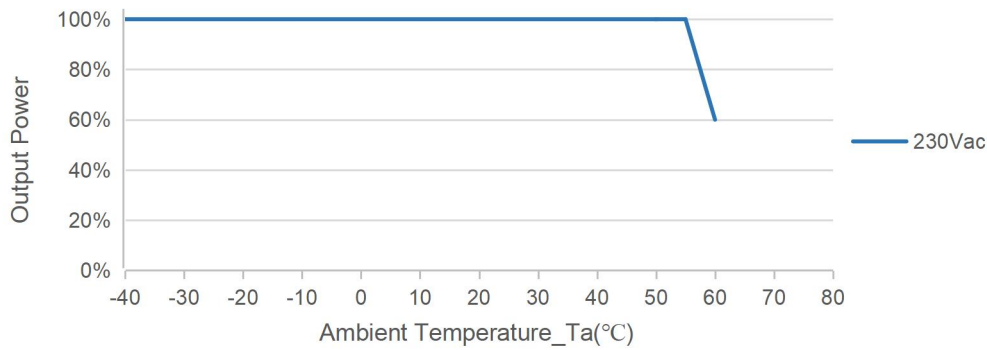
PF vs. Load



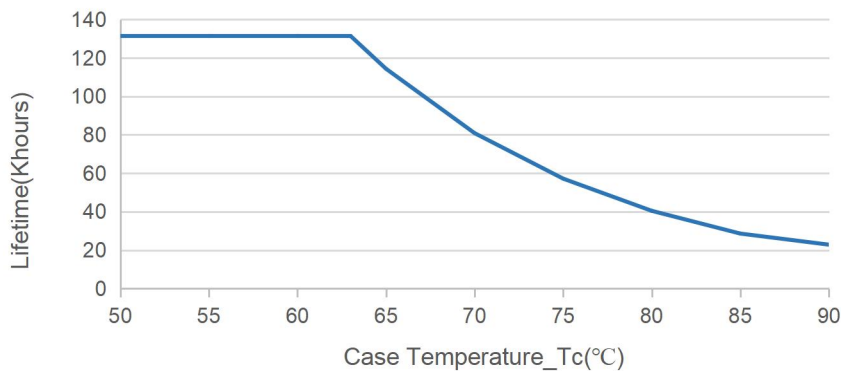
THD vs. Load



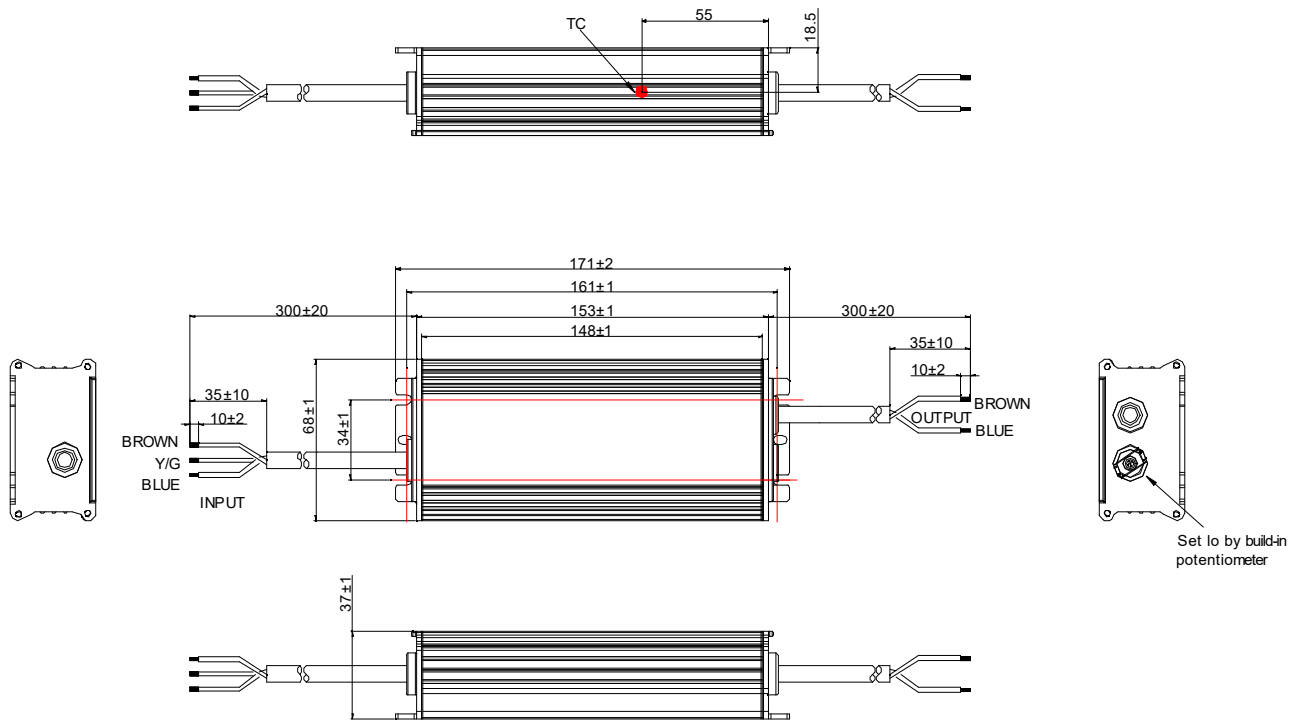
Output Power vs. Ambient Temperature



Lifetime vs. Case Temperature



Mechanical Outline



Specification

Input	CCC+VDE H05RN-F 3*1.0 mm ² L=300±20mm	CCC/CE
Output	CCC+VDE H05RN-F 2*1.0 mm ² L=300±20mm	CCC/CE

Label

<p>MOSO[®] X6E-150V056 LED DRIVER Constant current type LED 控制装置 恒流型 内置防浪管</p>		<p>CCC CE SELV IP67 RoHS</p>	<p>OUTPUT</p>							
<p>INPUT</p> <p>L (BROWN 棕)</p> <p>G (Y/G 黄/绿)</p> <p>N (BLUE 蓝)</p>	<p>U_{out}(最大电压):80V ~</p> <table border="1"> <tr> <td>INPUT (输入)</td> <td>100-240V/277V ~ 50/60Hz, 180W Max. 1.3A Max. PF:0.95 100-240V ~ For CCC Certification range CCC认证范围 100-277V ~ For EU Certification range 欧盟认证范围</td> </tr> <tr> <td>OUTPUT (输出)</td> <td>28-56V ~, 1.80-4.30A Max. 150W</td> </tr> <tr> <td>I_c:90°C</td> <td>105W Max. 1.80-3.0A (Input:100-176V ~)</td> </tr> <tr> <td>I_a:55°C</td> <td>150W Max. 2.58-4.30A (Input:176-240/277V ~)</td> </tr> </table>	INPUT (输入)	100-240V/277V ~ 50/60Hz, 180W Max. 1.3A Max. PF:0.95 100-240V ~ For CCC Certification range CCC认证范围 100-277V ~ For EU Certification range 欧盟认证范围	OUTPUT (输出)	28-56V ~, 1.80-4.30A Max. 150W	I _c :90°C	105W Max. 1.80-3.0A (Input:100-176V ~)	I _a :55°C	150W Max. 2.58-4.30A (Input:176-240/277V ~)	<p>(BROWN 棕) V_o+</p> <p>(BLUE 蓝) V_o-</p> <p>I_o ADJ (+)</p>
INPUT (输入)	100-240V/277V ~ 50/60Hz, 180W Max. 1.3A Max. PF:0.95 100-240V ~ For CCC Certification range CCC认证范围 100-277V ~ For EU Certification range 欧盟认证范围									
OUTPUT (输出)	28-56V ~, 1.80-4.30A Max. 150W									
I _c :90°C	105W Max. 1.80-3.0A (Input:100-176V ~)									
I _a :55°C	150W Max. 2.58-4.30A (Input:176-240/277V ~)									
<p>中国制造 仅适用LED模块 MADE IN CHINA For LED module only</p>		<p>深圳茂硕电子科技有限公司 SHENZHEN MOSO ELECTRONICS TECHNOLOGY CO., LTD No.1061, Songbai Road, Xili Town, Nanshan District, Shenzhen, CHINA</p>								

Note:

Nameplate is laser engraved.

Version

A.2	First release	2023-03-29
B.2	ERL202305020	2023-05-11
C.2	ECL202308035	2023-08-23

Specification for Approval

Product Name: 150W LED Driver

Product Model: X6E-150V056

Rev: C.2

Address: XiLiSongbai Road 1061, Nanshan District, Shenzhen City, Guangdong, China

Tel: 0755-27657000

FAX: 755-27657908

E-mail: info@mosopower.com

Web Site: <http://www.mosopower.com>

Prepared By	Checked By	Approved By

Specification for Approval

Product Name: 150W LED Driver

Product Model: X6E-150V056

Rev: C.2

CUSTOMER AUTHORIZED SIGNATURE		
Tested By	Checked By	Approved By
(Company seal)Return one copy to MOSO with approved signature and company seal.		

Address:XiLiSongbai Road 1061, Nanshan District, Shenzhen City, Guangdong, China

Tel: 0755-27657000

FAX: 755-27657908

E-mail:info@mosopower.com

Web Site:http://www.mosopower.com

Prepared By	Checked By	Approved By