



### Product Features:

- Universal input voltage / Full range: 90~305Vac;
- Auto constant power design, output current programming adjustable;
- (M types) offline programmable, (V types) output current adjustable by built-in potentiometer;
- 3-in-1 dimmable: 0~10Vdc, PWM, Positive and negative logic, Timer dimming, Dim-to-off;
- (M types) Constant lumen output, daily log;
- Output and Dimming Signal Isolating;
- Surge protection: 6KV line-line, 10KV line-earth;
- Protections: Brown out, SCP, OVP, OTP;
- IP67 design for indoor and outdoor applications;
- Suitable for dry / damp / wet locations;
- 7 years warranty.

### Application:

- Suitable for LED roadway lighting, plant lighting, industrial lighting, landscape lighting, etc.

### Description

The X6-600W series is 600W outdoor offline programmable LED driver that operates in constant current with high PF value and universal input voltage range 90~305Vac model, with high power factor, the highest conversion efficiency can reach 95%. Compliant with ERP2.0 standard, the maximum standby power consumption of remote shutdown is  $\leq 500\text{mW}$ . This series of products is specially designed for high-power LED lighting such as plant lights, high pole lights, stadium lights, etc. Offline Monitored by dimming cable connected with an USB kit programming device, the fully programmed drivers offer all dimming, dim-to-off, constant lumen output options and a wide range of output current in a single driver, which deliver maximum flexibility with customized operating settings and intelligent control options for lighting manufacturers, as one driver can be programmed for many different luminaire designs. X6 provides built-in timer dimming schedules further increasing the energy savings and CO<sub>2</sub> reductions achieved with LED lighting. It also helps clients to improve the management of logistics and stock. The compact metal case and high efficiency enables the driver to operating with high reliability, and extending product lifetime. Overall protection is provided against lightning surge, brown out, output over voltage, short circuit, auto constant power and over temperature, to ensure the high reliability of the product.

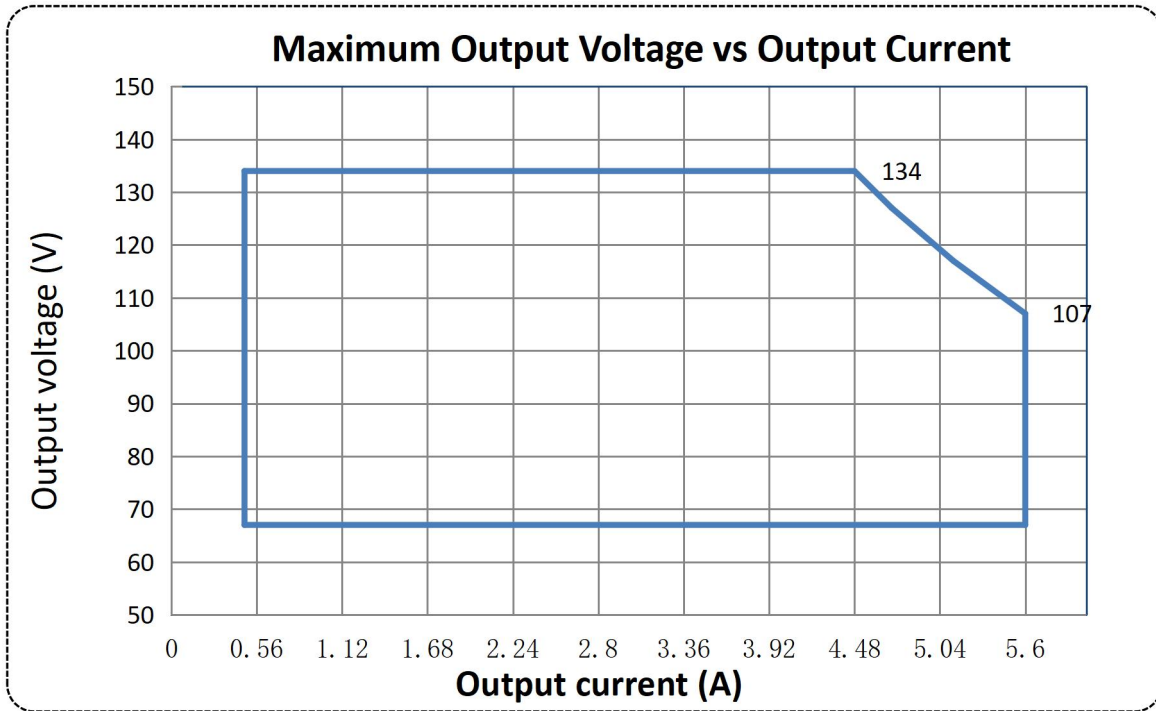
### Models

Model Number [1]	Max Output Power (W)	Output Voltage Range (Vdc)	Full Power Output Voltage Range (Vdc)	Full Power Current Adjustable Range (A) [2]	Default Output Current Setting(A)	Typical Efficiency [3]	PF
X6-600Y134Z	600	67-134	107---134	4.48---5.6	5.6	94%	0.95

#### Notes:

- [1]. Y can be M or V. Y=M means dimmable and offline programmable, The adjustable lout range: 10%-100% I<sub>max</sub>; Y=V means non-dimmable and output current adjusted by built-in potentiometer.  
Z=A12 means the driver with 12V/300mA auxiliary power supply;
- [2]. Output current adjustable range with constant power at max output power.
- [3]. All specifications are measured at 25°C ambient temperature, input voltage 230Vac, and the typical value tested by full load, if no specific note.

### Operation area



### Input characteristics

Parameters	Min	Typ.	Max	Notes
Input voltage(Vac)	90	100-277	305	
Input frequency( Hz)	47	50/60	63	
Input rated voltage( Vac)	100	120/230	277	
Input Brown_out ON( Vac)	80		89	50%Load
Input Brown_out OFF( Vac)	70		79	50%Load
Leakage current (mA)	-	-	0.75	277Vac/60Hz
Input current Max (A)	-	-	8.0	100Vac, 100%Load
Inrush current (A)	-	-	70	230Vac, 100%Load, Cold start
Power factor	0.97	0.98	-	120Vac, 50-60Hz, 100% load
	0.95	0.97		230Vac, 50-60Hz, 100% load
	0.9	0.93		277Vac, 50-60Hz, 100% load
THD	-	10%	15%	100-240Vac, 50-60Hz, 100% load
	-	-	20%	277Vac, 50-60Hz, 80%-100% load
Standby power consumption(mW)	-	-	500	230Vac/50Hz, the standby power supply is not loaded and the dimming wires short circuit

### Output characteristics

Parameters	Min	Typ.	Max	Notes
Output current tolerance	-5%	-	5%	
Output current adjustable range (A)	10% I <sub>max</sub>	-	100% I <sub>max</sub>	
Output current Max (A)	-	5.6	5.65	I <sub>max</sub> (programmable I <sub>o</sub> ) : 5.6A I <sub>set-typ</sub> (default I <sub>o</sub> ) : 5.6A
Total output current ripple(pk-pk) (%)	-	3	5	20MHz BW & full LED Load, the ripple is slightly different In different LED Load situations
Startup overshoot current	-	-	10%	120~277Vac & full load, LED load
No load output voltage (V)	-	-	145	
Line regulation	-3%	-	3%	25°C±10°C ambient tempo, adjust input voltage from 100V to 277V
Load regulation	-3%	-	3%	25°C±10°C ambient tempo, V <sub>in</sub> =230Vac, adjust load from 60%to100%.
Standby power supply V <sub>o</sub> (V)	-	12	-	
Standby power supply load regulation (%)	-5	-	5	
Standby power supply I <sub>o</sub> (mA)		200	300	
Turn_on delay time(S)	-	-	2	120Vac, 100% load
	-	-	0.5	230Vac, 100% load

### Protection functions

Items	Notes
Over temperature	Compliant with requirements of the double 85 standard, the output power will be reduced . Automatically recover after the over-temperature is removed.
Output Short circuit	The output will be in Hiccup or locked working mode , recovers automatically after fault condition is removed
Over output voltage	Run into protection model when output voltage exceeds limit , recovers automatically after fault condition is removed

### General characteristics

Parameters		Min	Typ.	Max	Notes
efficiency@120Vac V <sub>o</sub> =107V I <sub>o</sub> =5.6A		90%	92%		Tested at 100% load, 25°C ambient temperature.
efficiency @230Vac V <sub>o</sub> =107V I <sub>o</sub> =5.6A		92%	93.5%		Tested at 100% load, 25°C ambient temperature.
efficiency @277Vac V <sub>o</sub> =107V I <sub>o</sub> =5.6A		93%	94%		Tested at 100% load, 25°C ambient temperature.
Withstanding voltage	Input-output	-	3750Vac	-	60S, within 5mA
	Input-ground	-	1600Vac	-	
	Output-ground	-	1600Vac	-	
Grounding resistance (Ω)		-	-	0.1	25A/60S, under 25°C±10°C ambient temperature
Insulation resistance(MΩ)		50	-	-	Input-Output, Input-PE, Output-PE, 500Vdc/60S/25°C/70%RH
MTBF(Hr)		-	200000	-	25°C±10°C ambient temperature, 230Vac,80% load (MIL-HDBK-217F)
lifetime(Hr)		-	70000	-	230Vac&100% load, 75°C case temperature, refer to lifetime curve for details
Operating ambient temperatuer		-40°C		+45°C	120-200Vac &100% load
		-40°C		+55°C	200-277Vac &100% load
Operating Case Temperature for Safety Tc_s		-40°C	-	+90°C	
Operating Case Temperature for Warranty Tc_s		-40°C	-	+75°C	7 years warranty case temperature Humidity: 10% to 95% RH
Storage Temperature		-40°C	-	+85°C	Humidity: 5% to 100% RH
Dimensions (L*W*H)mm		L276*W144*H47.5mm;			
Net Weight		3700±100g/PCS			
Package		L465xW400xH210mm; 5PCS/Carton			

### Dimming

Parameters	Min	Typ.	Max	Notes
0~10V Maximum Voltage on the Vdim (+) Pin (V)	-	10	10.5	
0~10V Source Current on Vdim(+)Pin (mA)	-	0.2	0.4	
Dimming Output Range	10%	-	100% I <sub>max</sub>	I <sub>max</sub> =5.6A
Recommended Dimming Range for 0-10V	0	-	10	Default 0-10V/ PWM Dimming(0-10V,0-9V,0-5V,0-3.3V Positive and Reverse Logic can be customized as request)
PWM_in High Level(V)	9.7	-	10.5	
PWM_in Low Level(V)	-0.3	-	0.3	
PWM_in Frequency Range	300Hz		2KHz	
PWM_in Duty Cycle	1%	-	99%	

### Safety standards

Safety Category	Country / Territory	Standards	Approved
CCC	China	GB19510.1, GB19510.14	√
CE	Europe	EN61347-1, EN61347-2-13	√
		EN62493	√
		EN62384	√
ENEC			
CB	CB Countries	IEC61347-1, IEC61347-2-13	√
BIS	India	IS 15885(PART 2/SEC 13)	
UL	USA	UL 8750	√
CUL	Canada	CSA C22.2 No.250.13	√
KC	South Korea	K61347-1, K61347-2-13	
PSE	Japan	J61347-1, J61347-2-13	
SAA	Australia	AS/NZS IEC 61347.2.13	
		AS/NZS 61347.1	

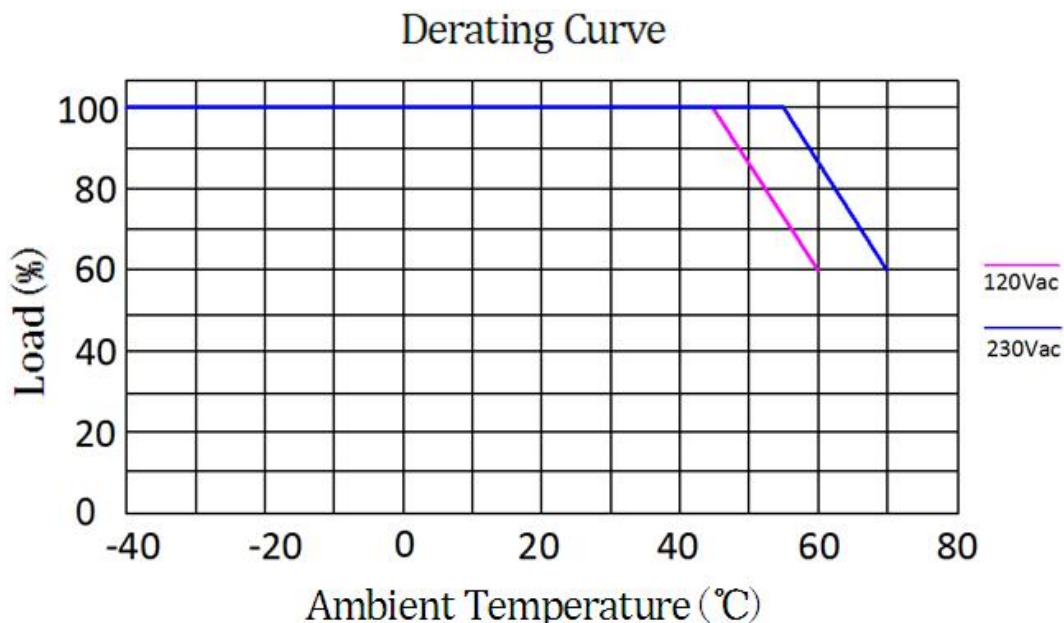
### EMC compliance

EMC Category	Country / Territory	Standards	Approved
CCC	China	GB/T 17743, GB 17625.1	√
CE	Europe	EN 55015	√
		EN 61000-3-2, EN 61000-3-3	√
		EN61000-4-2,3,4,5,6,11	√
		EN 61547	
KC	South Korea	K61547	
		K00015	
PSE	Japan	J55015	
FCC	USA	FCC part 15	

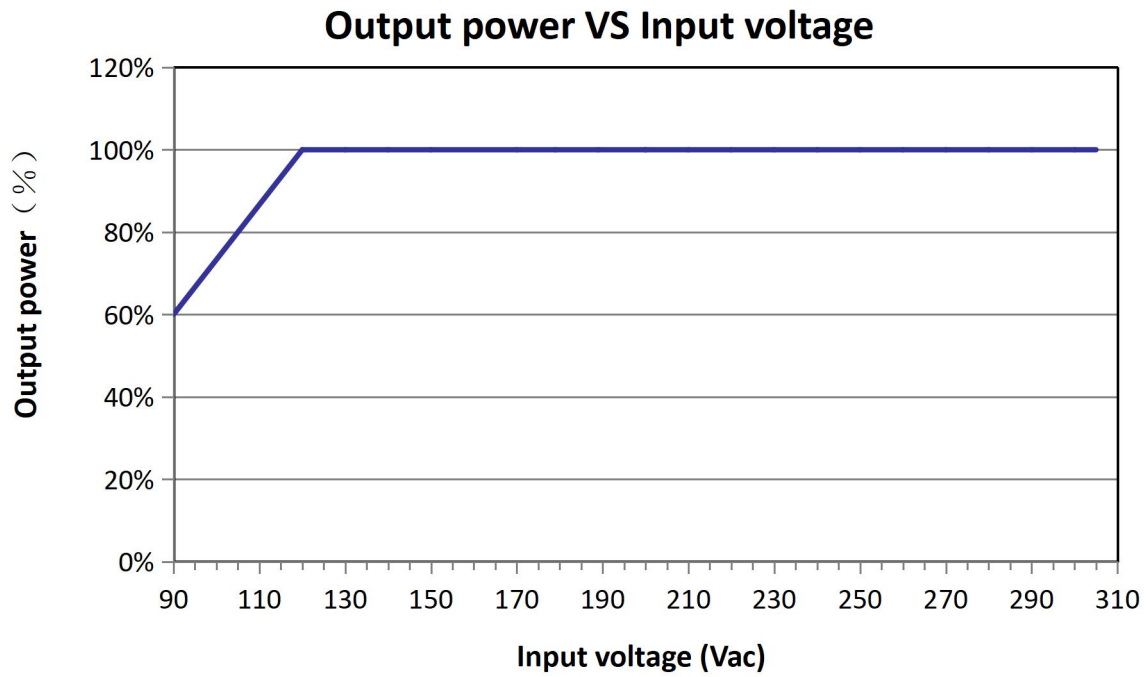
#### NOTE:

This LED driver meets the EMI specifications above, but as a component of a luminaire, end customer need to identify the EMI performance of a luminaire including LED driver, other devices connected to the driver and on the luminaire itself.

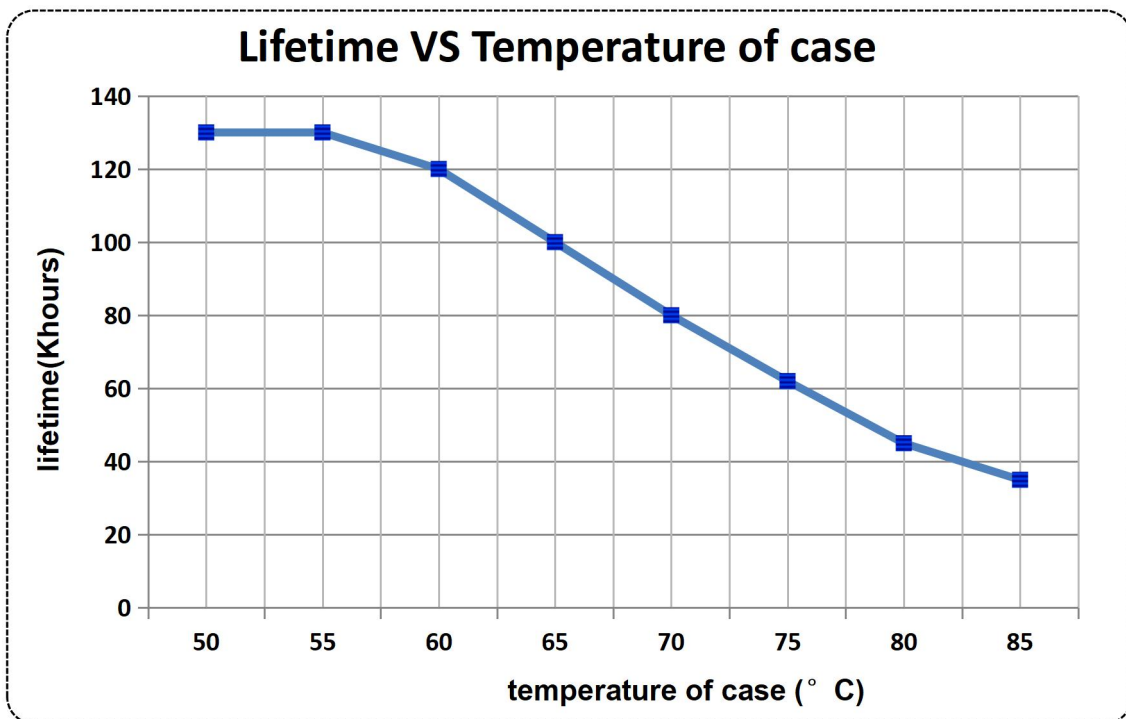
### Derating curve



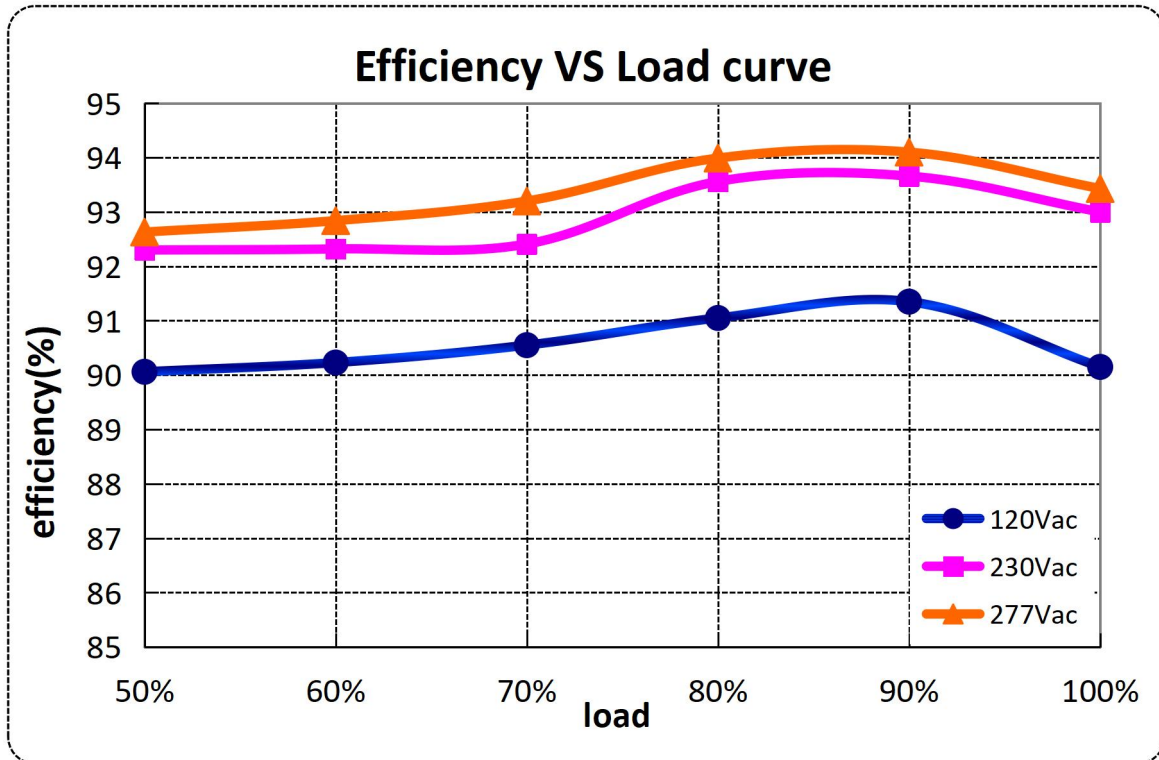
### Output power VS Input voltage



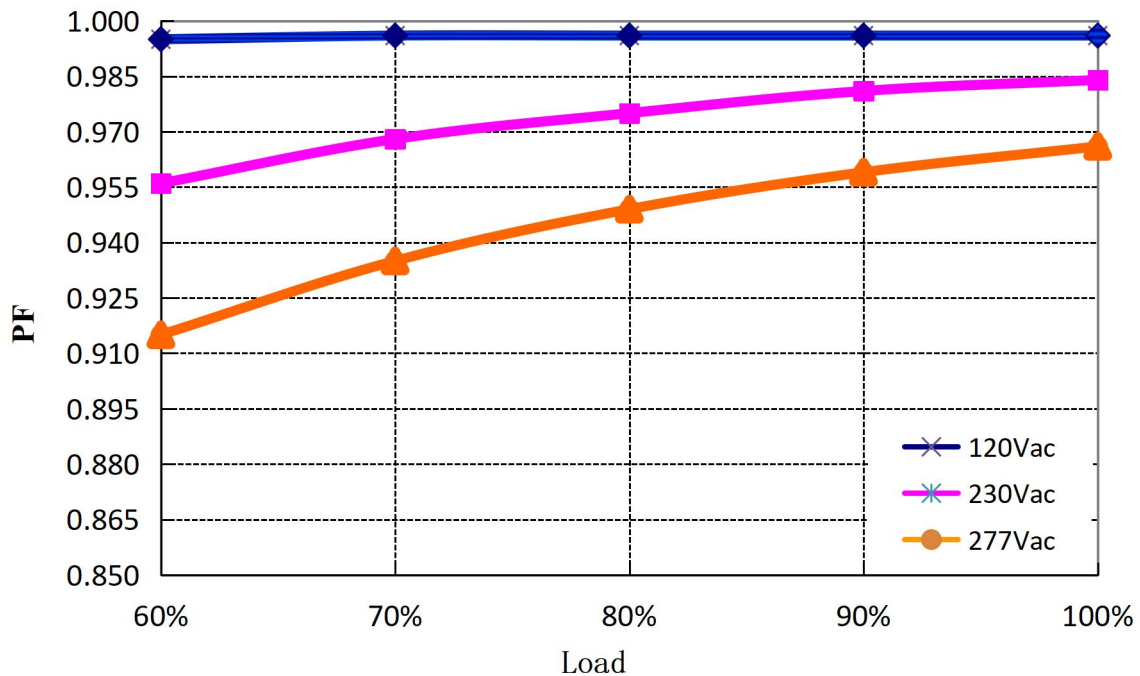
### Lifetime VS Temperature of case



### Efficiency VS Load curve

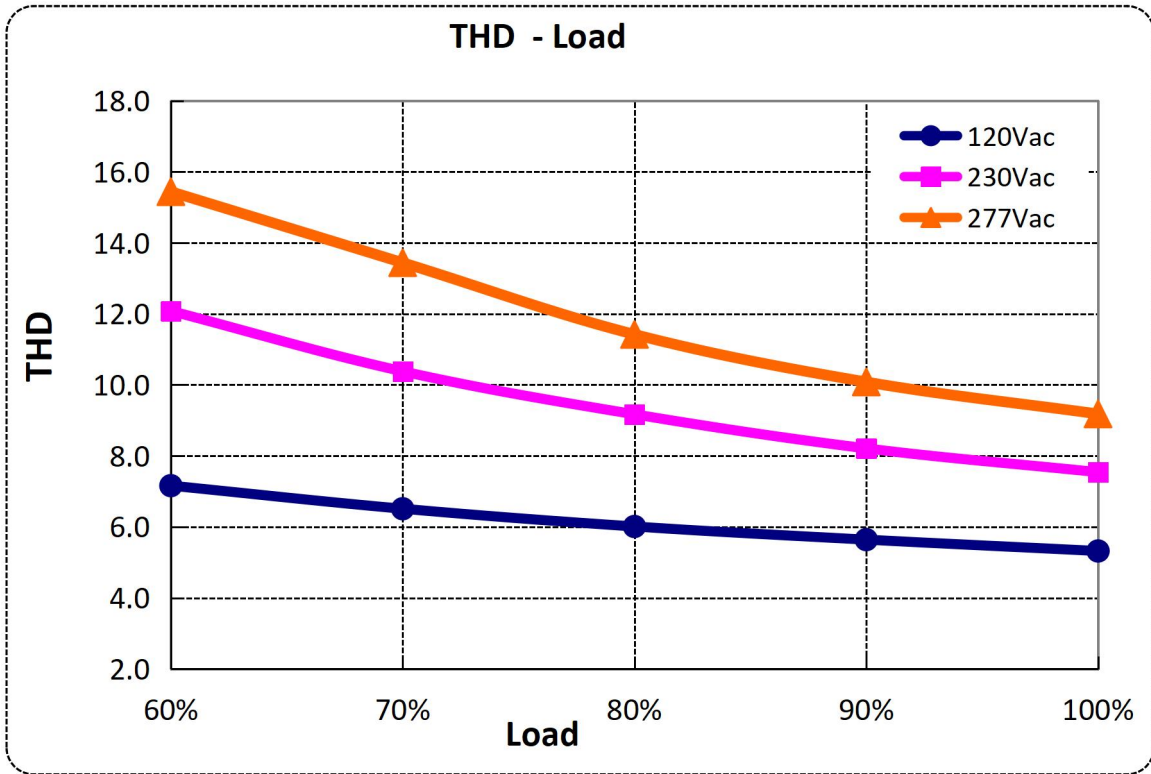


### Power factor VS Load curve

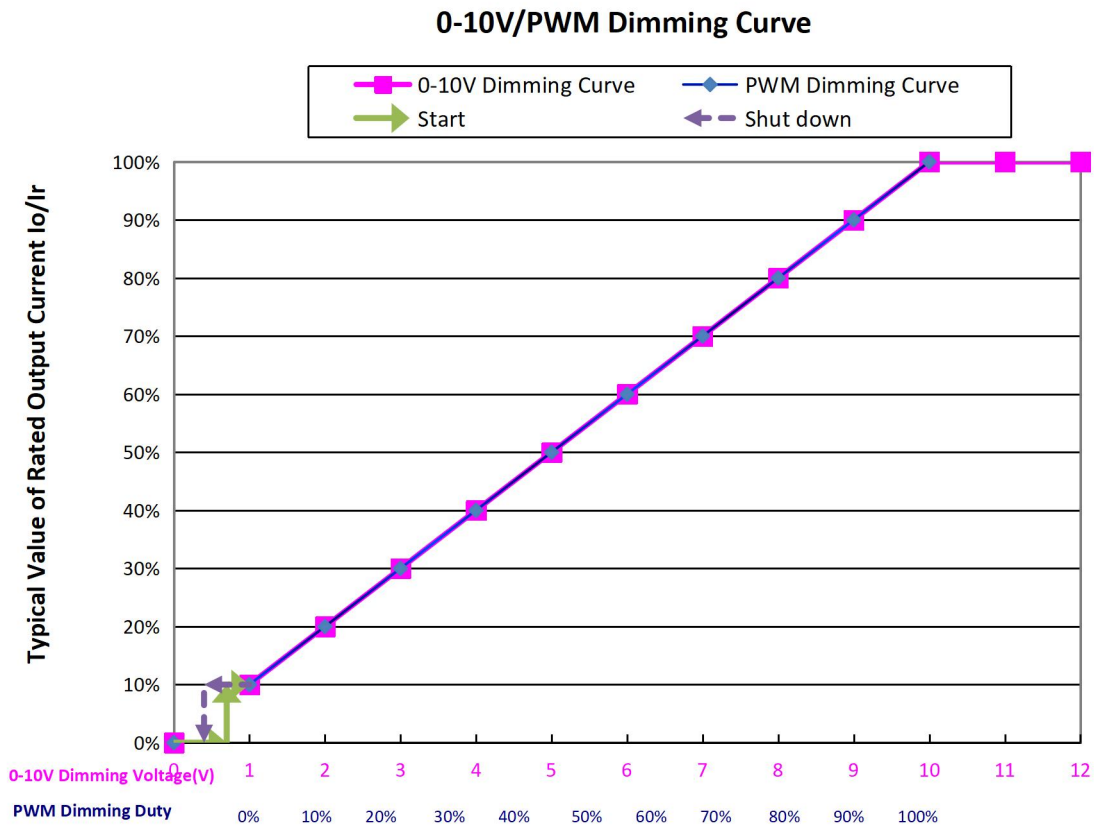




### Total harmonic distortion

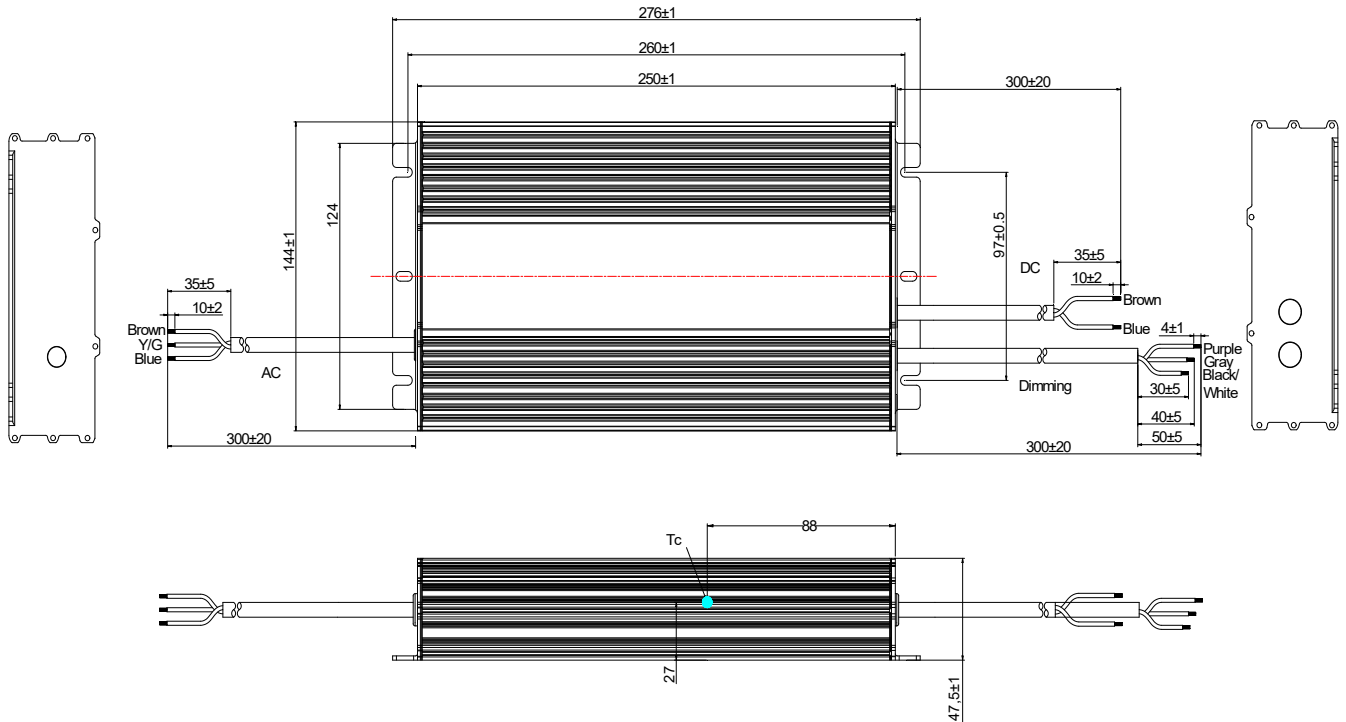


### 0-10V/PWM dimming curve





### MECHANICAL OUTLINE



Cable	Specification	Note
Input	SJOW 17AWG*3C external diameter: 8.2mm L=300±20mm	CCC+CE+UL
Output	SJOW 17AWG*2C external diameter: 7.7mm L=300±20mm	CCC+CE+UL
Diming	UL21996 22AWG*3C external diameter:5.0mm L=300±20mm	A12 types

### Label





# Specification for approval

Product name:            600W Off-line Programmable Driver

Product Model:        X6-600M134A12

Rev:                      A.1

Sample Date:

CUSTOMER AUTHORIZED SIGNATURE		
Tested By	Checked By	Approved By
(Company seal)Return one copy to MOSO with approved signature and company seal.		

XiLi Songbai Road 1061, Nanshan

Address: District, Shenzhen City, Guangdong  
Province, P.R.China

Post Code: 518108

TEL: 0755-27657000

FAX: 0755-27657908

E-mail: info@mosopower.com

Web site: <http://www.mosopower.com>

Prepared by	Checked by	Approved by

## Product Specification

Product name: 600W Off-line Programmable Driver

Product Model: X6-600M134A12

Rev: A.1

XiLi Songbai Road 1061, Nanshan  
Address: District, Shenzhen City, Guangdong Post Code: 518108  
Province, P.R.China  
TEL: 0755-27657000 FAX: 0755-27657908  
E-mail: info@mosopower.com Web site: <http://www.mosopower.com>

Prepared By	Checked By	Approved By