



BIS

Product Features:

- Universal input voltage / Full range: 110~305Vac;
- Constant power design, output current programming adjustable;
- (M type) offline programmable, (V type) output current adjustable by built-in potentiometer;
- 3-in-1 dimmable: 0~10Vdc, PWM, Timer dimming. Dim-to-off;
- (M type)Constant lumen output;
- Self-adapting midnight dimming;
- Output and Dimming Signal Isolating;
- Surge protection: 5KV line-line, 10KV line-earth;
- Protections: SCP, OVP, OTP;
- IP67 design for indoor and outdoor applications;
- Suitable for dry / damp / wet locations;
- 7 years warranty.

Application:

- Suitable for LED roadway lighting, plant lighting, industrial lighting, landscape lighting, etc.

DESCRIPTION

The X6-150W series is 150W outdoor offline programmable LED driver that operates in constant current with high PF value and universal input voltage range 110~305Vac. Offline Monitored by dimming cable connected with an USB kit programming device, the fully programmed drivers offer all dimming, dim-to-off, constant lumen output options and a wide range of output current in a single driver, which deliver maximum flexibility with customized operating settings and intelligent control options for luminaire manufacturers, as one driver can be programmed for many different luminaire designs. X6 provides built-in timer dimming schedules further increasing the energy savings and CO₂ reductions achieved with LED lighting. It also helps clients to improve the management of logistics and stock. The compact metal case and high efficiency enable the driver to operate with high reliability, and extending product lifetime. Overall protection is provided against lightning surge, output over voltage, short circuit, and over temperature, to ensure low failure rate.

MODELS

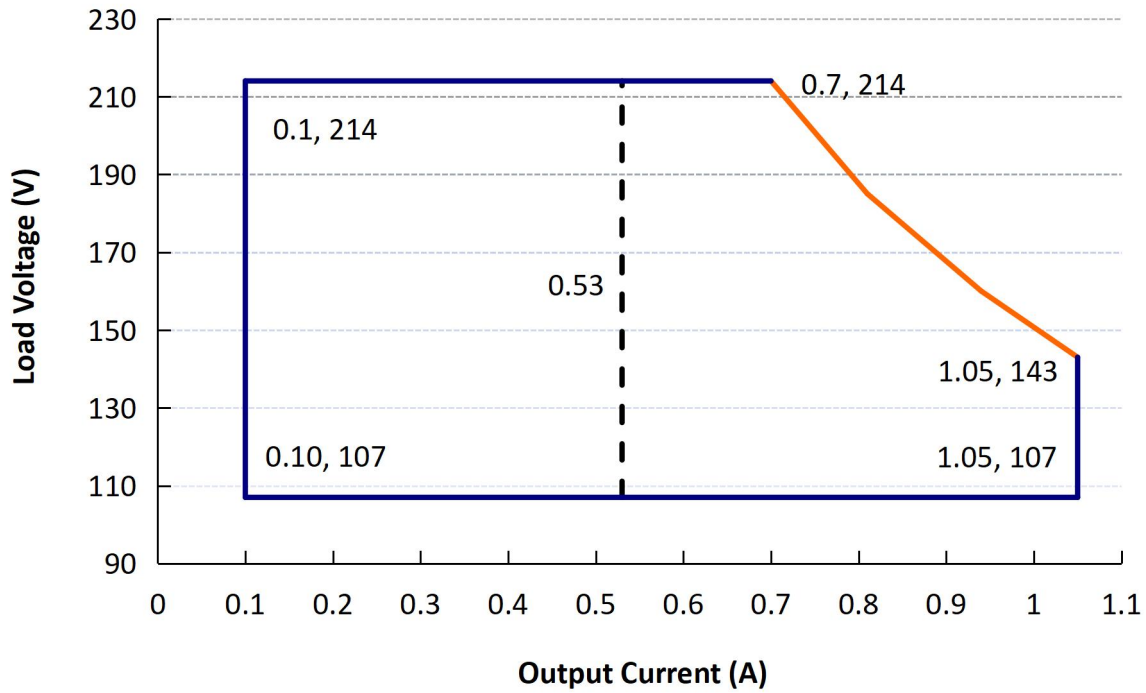
Model Number	Max Output Power (W)	Output Voltage Range (Vdc)	Full Power Output Voltage Range (Vdc)	Full Power Current Adjustable Range (A)	Default Output Current Setting(A)	Typical Efficiency [3]	PF
X6-150Y214	150	107-214	143-214	0.70-1.05	0.7	92%	0.96

Notes:

- [1]. Y can be M or V. Y=M means dimmable and offline programmable, The adjustable lout range: 10%-100% I_{max};
Y=V means non-dimmable and output current adjusted by built-in potentiometer.
- [2]. Output current adjustable range with constant power at max output power.
- [3]. All specifications are measured at 25°C ambient temperature, input voltage 240Vac, and the typical value tested at full load, if no specific note.

OPERATING AREA

Output Current vs. Load Voltage Curve



Notes: Y=V is suitable for the right area of the dotted line; Y=M is suitable for the solid line contain area.

INPUT SPECIFICATIONS

Parameter	Min.	Typ.	Max.	Notes
Input Voltage	110Vac	120-270Vac	305Vac	
Input Frequency	47Hz	50/60	63Hz	
Leakage Current	-	-	0.7mA	277Vac/60Hz
Input AC Current	-	-	2.0A	120-277Vac & full load
Inrush Current	-	-	75A	240Vac & full load
Standby Power Consumption			3W	240Vac/50Hz, Dim to off
Power Factor	0.97	0.99	-	120Vac, 50-60Hz, full load
	0.94	0.95		240Vac, 50-60Hz, full load
	0.93	0.95		270Vac, 50-60Hz, full load
THD	-	5%	10%	120-240Vac, 50-60Hz, 50%-100% load
	-	-	10%	270Vac, 50-60Hz, 70%-100% load

OUTPUT SPECIFICATIONS

Parameter	Min.	Typ.	Max.	Notes
Output Current Tolerance	-5%Iset	-	5%Iset	
Output Current Setting Range X6-150Y214	0.53A	-	1.05A	The 'M type' adjustable lout range: 10%-100% I _{max} .
Output Current Setting Range with Constant Power X6-150Y214	0.70A	-	1.05A	
Total Output Current Ripple(pk-pk)	-	5%	10%	20MHz BW, full load& LED load, the ripple would be tiny different under different LED load.
Startup Overshoot Current	-	-	10%	120~277Vac &100% Load, load is LED
No Load Output Voltage X6-150Y214	-	-	240Vdc	
Line Regulation	-1%	-	1%	25°C±10°C ambient temperature, input voltage changes from 120Vac to 277Vac.
Load Regulation	-3%	-	3%	25°C±10°C ambient temperature, Input Voltage 240Vac, load changes from 60% to 100%.
Turn-on Delay Time	-	1s	2s	120Vac,100% load
	-	-	0.5s	240Vac,100% load

GENERAL SPECIFICATIONS

Parameter	Min.	Typ.	Max.	Notes
Efficiency @120Vac X6-150Y214 I _o =0.70A I _o =1.05A	88% 87%	90% 89%		Measured at full load and 25°C ambient temperature
Efficiency @240Vac X6-150Y214 I _o =0.70A I _o =1.05A	91% 90%	93% 92%	-	Measured at full load and 25°C ambient temperature
Efficiency @277Vac X6-150Y214 I _o =0.70A I _o =1.05A	91% 90%	93% 92%		Measured at full load and 25°C ambient temperature
Dielectric Strength	Input-Output	-	3750Vac	-
	Input-PE	-	1600Vac	-
	Output-PE	-	1600Vac	-
Grounding Resistance	-	-	0.1Ω	25A/60s, under 25°C±10°C ambient temperature
Insulation Resistance	10MΩ	-	-	Input-Output, Input-PE, Output-PE, 500Vdc/60s/25°C/70%RH
MTBF	-	200000Hrs	-	25°C±10°C ambient temperature, 240Vac, 80% load (MIL-HDBK-217F)
Lifetime	-	50000Hrs	-	240Vac&100% load, 85°C case temperature, refer to lifetime curve for details
Ambient Temperature	-40°C		+60°C	240Vac&100% load

Operating Case Temperature for Safety T _c s	-40℃	-	+90℃	
Operating Case Temperature for Warranty T _c s	-40℃	-	+75℃	7 years warranty case temperature Humidity: 10% to 95% RH
Storage Temperature	-40℃	-	+85℃	Humidity: 5% to 100% RH
Dimensions (L*W*H)	L173*W68*H37mm			
Net Weight	810±50g/PCS			
Package	L500*W310*H160mm; 15PCS/Ctn, Net weight: 13.62Kg			

DIMMING

Parameter		Min.	Typ.	Max.	Notes
0~10V Absolute Maximum Voltage on the Vdim (+) Pin		-	10V	-	
0~10V Source Current on Vdim(+)Pin		-	200uA	400uA	
Dimming Output Range	X6-150M214	10%I _{max}	-	100%I _{max}	I _{max} =1.05A
	X6-150M214	0.11A	-	1.05A	
Recommended Dimming Range for 0-10V		0V	-	10V	Default 0-10V/ PWM Dimming(0-10V,0-9V,0-5V,0-3.3V Positive and Reverse Logic can be customized as request)
PWM_in High Level		9.7V	-	10.3V	
PWM_in Low Level		0V	-	0.3V	
PWM_in Frequency Range		200Hz		2KHz	
PWM_in Duty Cycle		1%	-	99%	

SAFETY STANDARDS

Safety Category	Country / Territory	Standards	Approved
CCC	China	GB19510.1, GB19510.14	
CE	Europe	EN61347-1, EN61347-2-13	
		EN62493	
ENEC		EN62384	
CB	CB Countries	IEC61347-1, IEC61347-2-13	
BIS	India	IS 15885(PART 2/SEC 13)	√
UL	USA	UL 8750	
CUL	Canada	CSA C22.2 No.250.13	
KC	South Korea	K61347-1, K61347-2-13	
PSE	Japan	J61347-1, J61347-2-13	
SAA	Australia	AS/NZS IEC 61347.2.13	
		AS/NZS 61347.1	

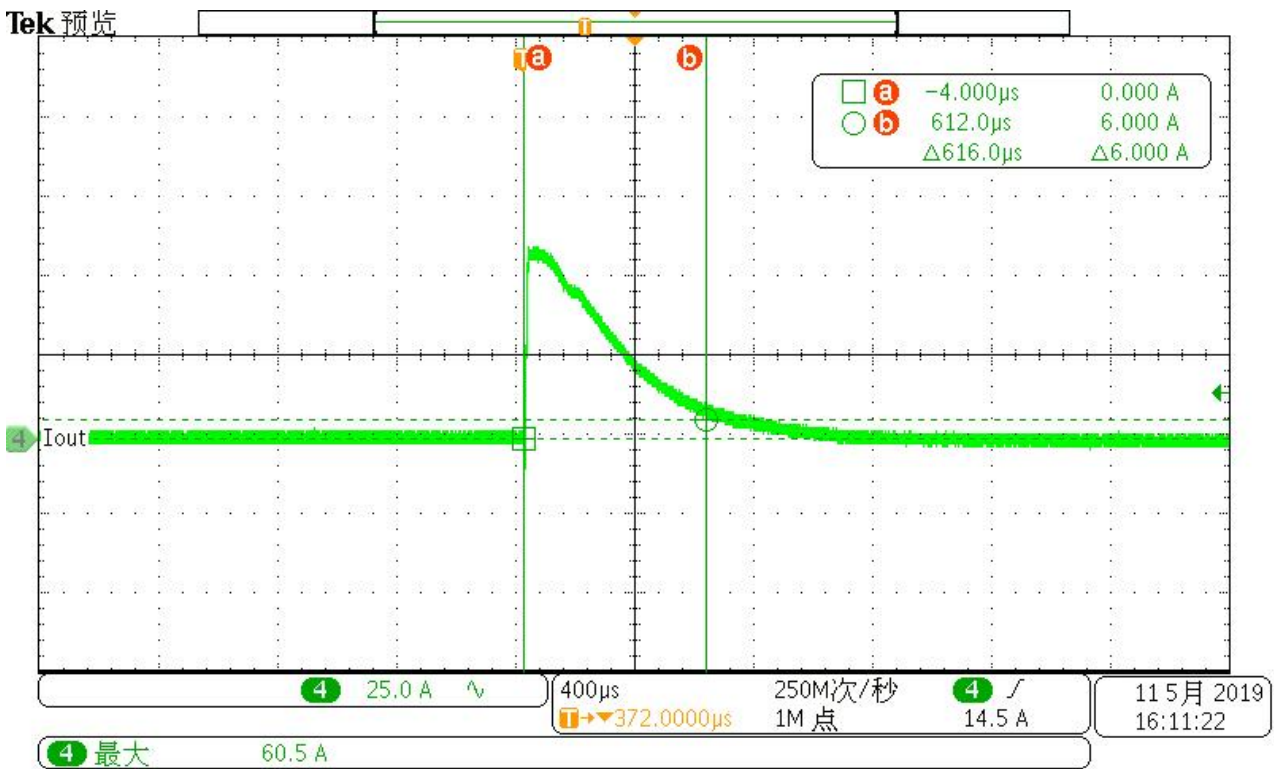
EMC COMPLIANCE

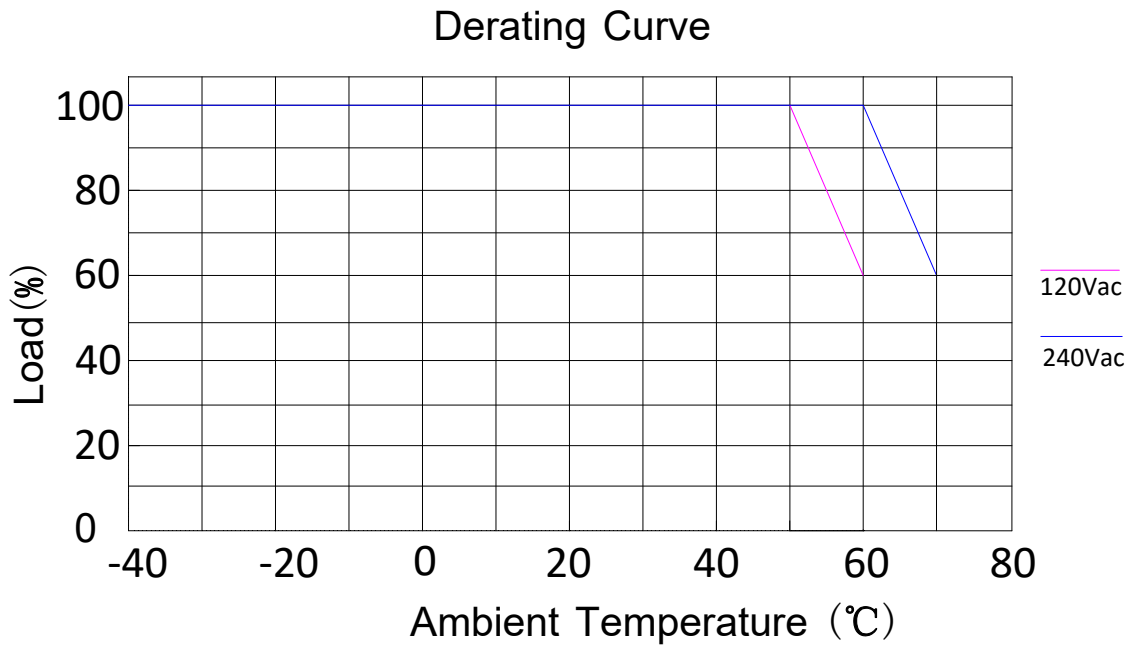
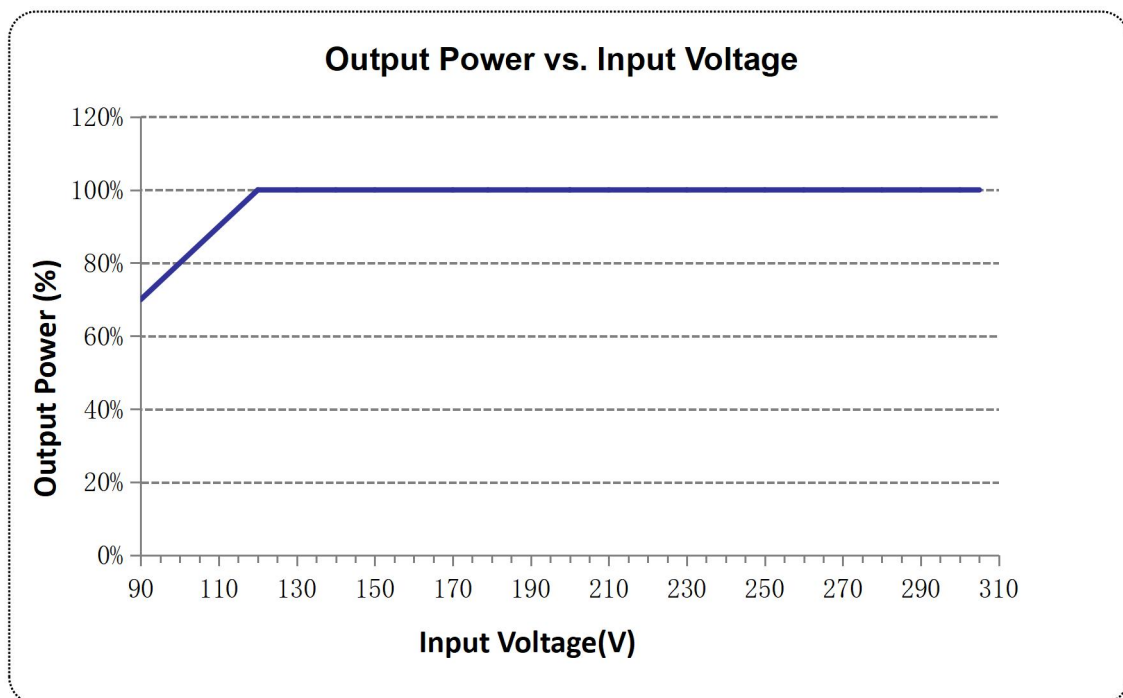
EMC Category	Country / Territory	Standards	Approved
CCC	China	GB/T 17743, GB 17625.1	
CE	Europe	EN 55015	
		EN 61000-3-2, EN 61000-3-3	
		EN61000-4-2,3,4,5,6,11	
		EN 61547	
KC	South Korea	K61547	
		K00015	
PSE	Japan	J55015	
FCC	USA	FCC part 15	

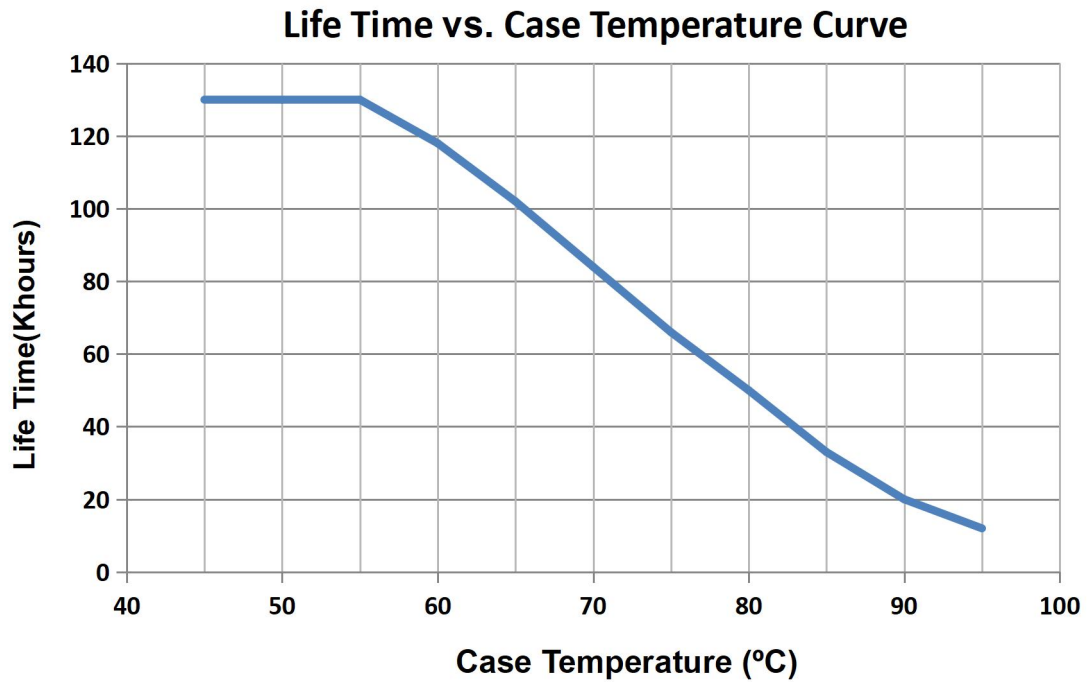
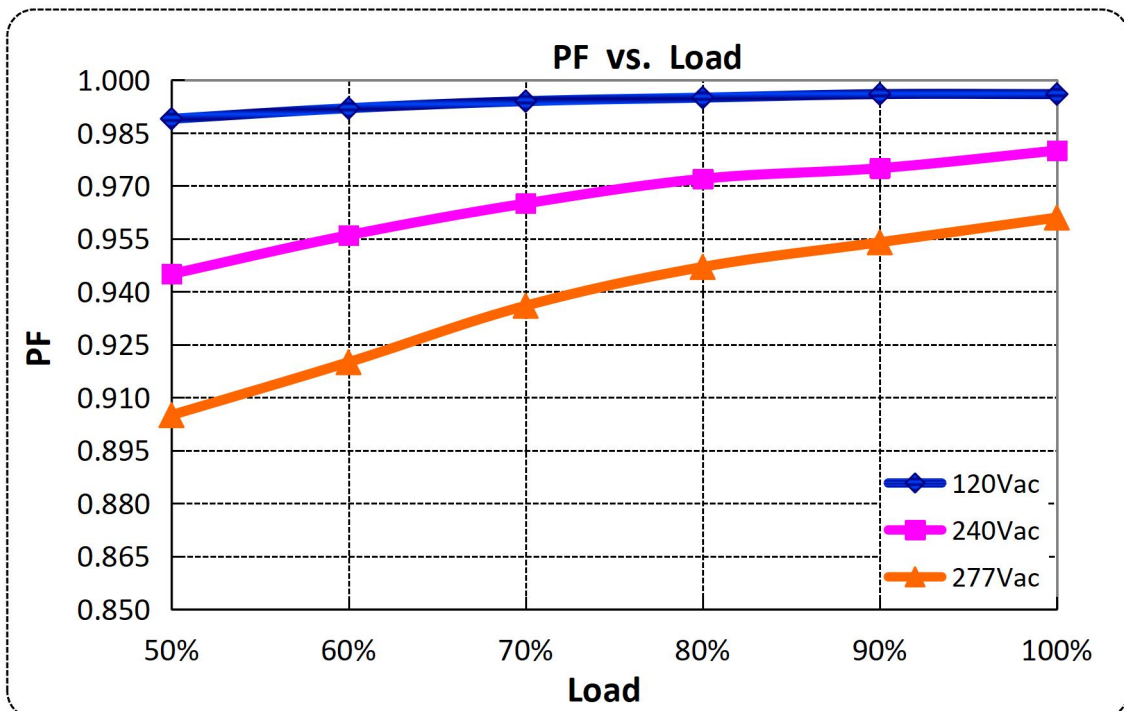
NOTE:

This LED driver meets the EMC specifications above, but as a component of a luminaire, end customer need to identify the EMC performance of a luminaire including LED driver, other devices connected to the driver and the luminaire itself.

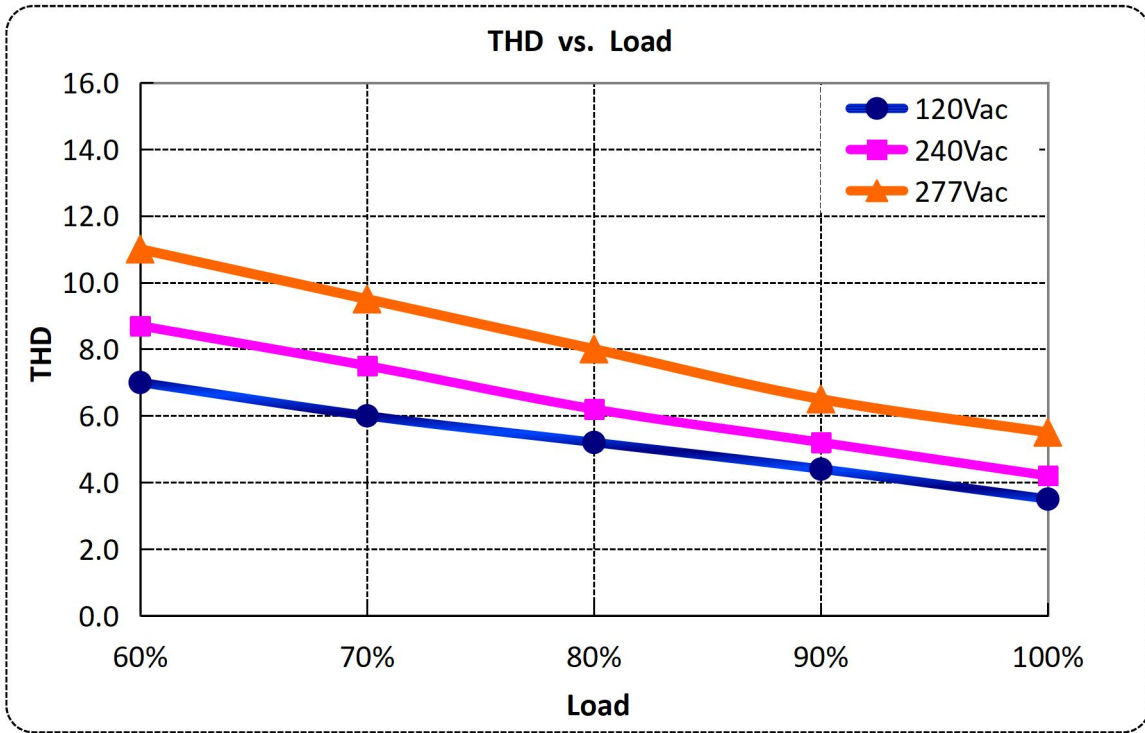
INRUSH CURRENT WAVEFORM



DERATING CURVE**OUTPUT POWER vs. INPUT VOLTAGE**

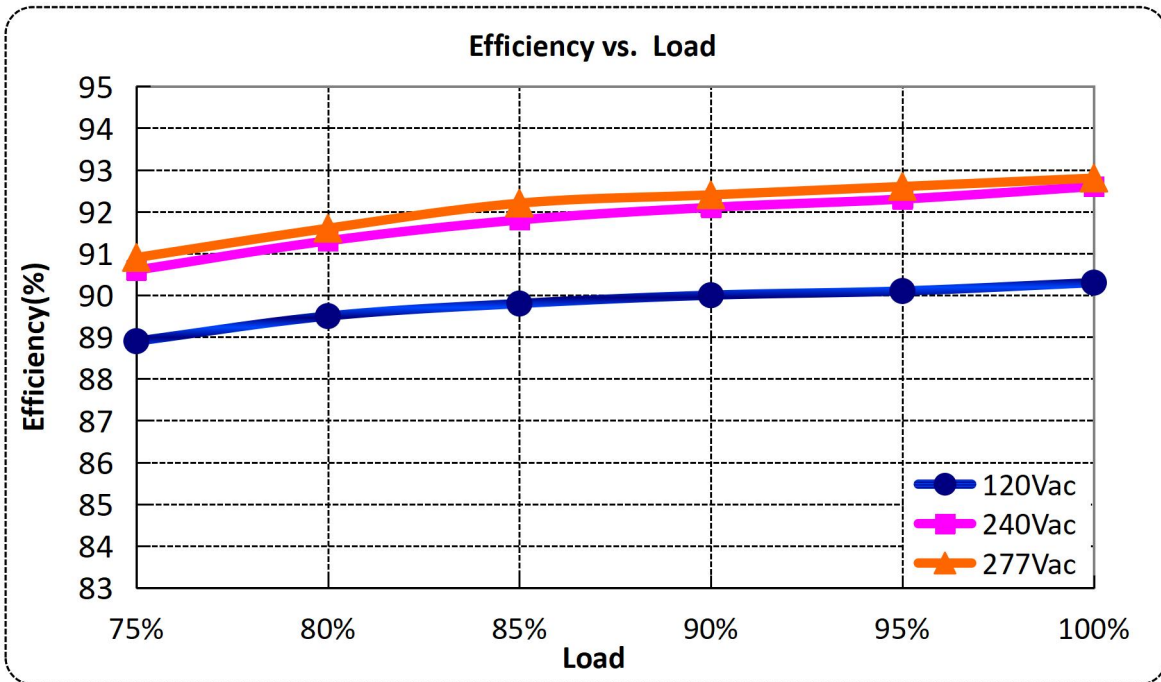
LIFETIME vs. CASE TEMPERATURE**POWER FACTOR vs. LOAD**

TOTAL HARMONIC DISTORTION

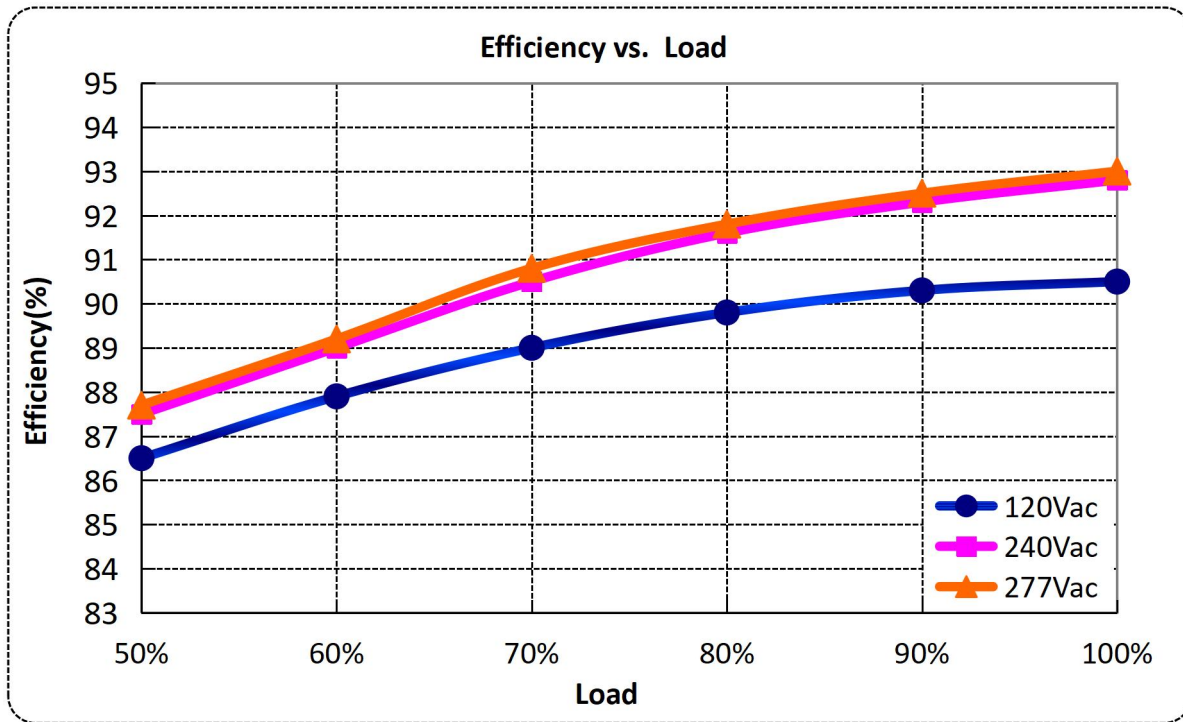


EFFICIENCY vs. LOAD

X6-150Y214 (I_o=1.05A)



X6-150Y214 (I_o=0.70A)



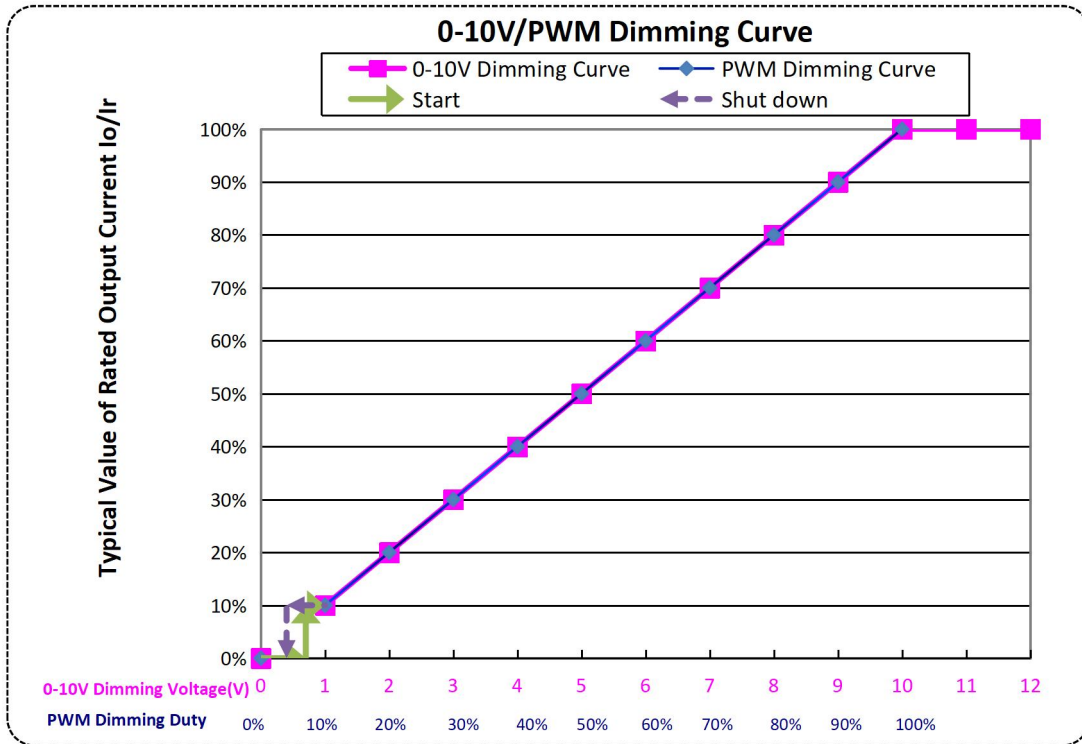
PROTECTIONS

Parameter		Min.	Typ.	Max.	Notes
Input Over Voltage Protection	Input Protection Voltage	325Vac	340Vac	350Vac	Turn off the output when the input voltage exceeds protection voltage.
	Recovery Voltage	300Vac		315Vac	Auto Recovery. The driver will restart when the input voltage falls below recovery voltage.
	Max. of Input Over Voltage	-	-	440Vac	The driver can survive for 48 hours with input over-voltage of 440Vac.
Over Temperature Protection		Decreases output current, returning to normal after over temperature is removed.			
Short Circuit Protection		Hiccup mode and auto recovery. No damage will occur when any output is short circuited. The output shall return to normal when the fault condition is removed.			
Output Over Voltage Protection		Limits output voltage at no load and in case the normal voltage limit fail.			

Notes:

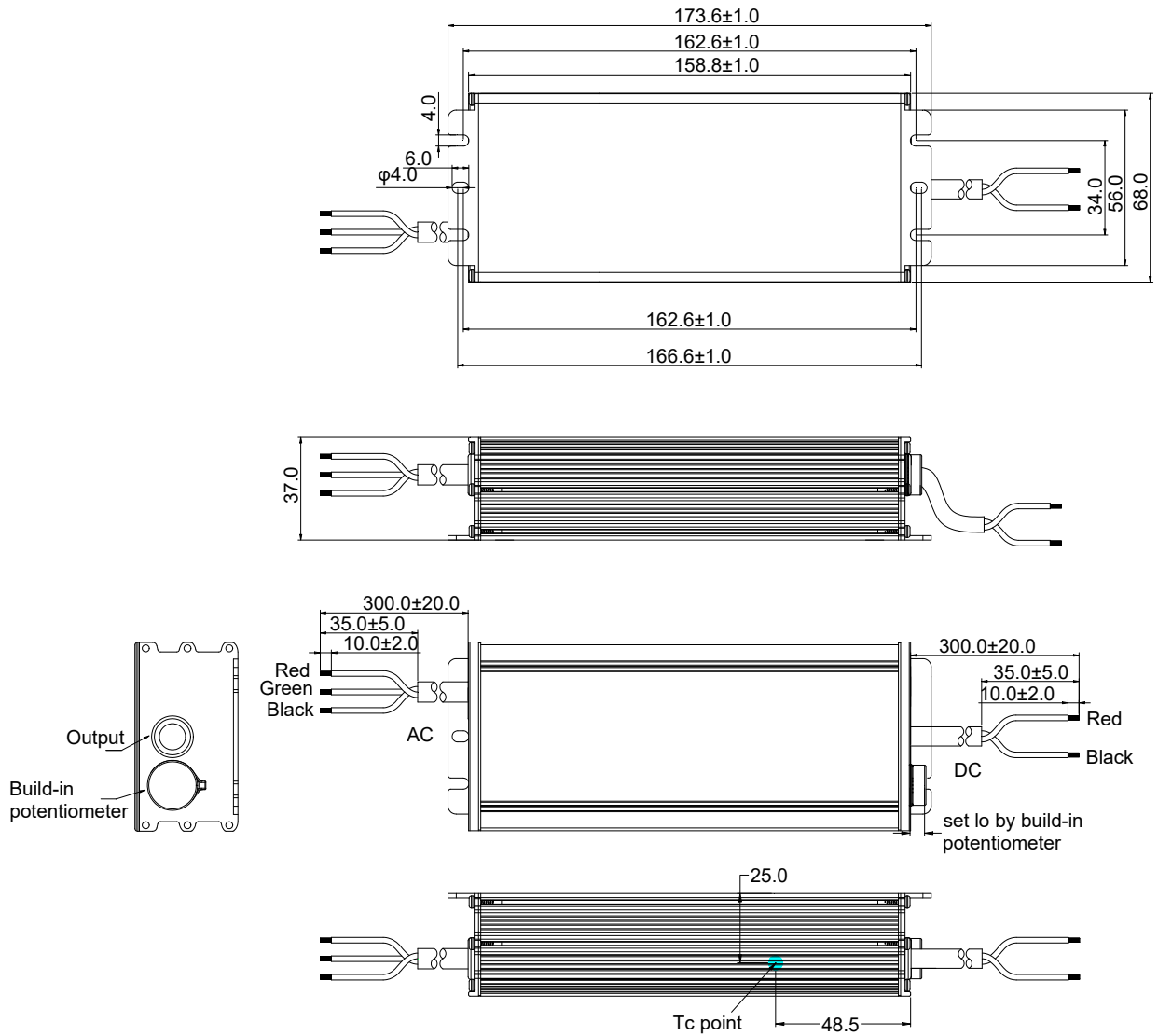
All specifications are measured at 25°C ambient temperature.

0-10V/PWM DIMMING



Note: Dim to off model is realized by decreasing the output voltage, the power supply still has residual voltage when dim to off, so the start up voltage of the lamp should be higher than residual voltage.

MECHANICAL OUTLINE



Wire	Specification	Note
Input	BIS-9968 3x1.0mm ² L=300±20mm	BIS
Output	BIS-9968 2x1.0mm ² L=300±20mm	BIS

LABEL

149.00 mm

INPUT

L RED

G GREEN

N BLACK

MOSO[®] X6-150V214
LED DRIVER

INPUT	100-240V ~ 50/60Hz, 2.0A Max. PF:0.95
OUTPUT	107-214V --- 0.53-1.05A Max: 240V --- Max. Power: 150W
$t_c: 90^{\circ}\text{C}$	$t_a: 50^{\circ}\text{C}$ Input: 100-200V ~ $t_a: 60^{\circ}\text{C}$ Input: 200-240V ~

MADE IN CHINA
For LED module only

SHENZHEN MOSO ELECTRONICS TECHNOLOGY CO., LTD
No.1061, Songbai Road, Xili Town, Nanshan District,
Shenzhen, CHINA

IS15885(Part2/Sec13)

R-41077186
WWW.bis.gov.in

IP67

RoHS

OUTPUT

RED Vo +

BLACK Vo -

Io ADJ

45.50 mm



REVISION HISTORY

Version	Description of Change		Changed Date	Notes
	Before	Now		
A.1		Datasheets Release	2022-12-23	
B.2		ERL202308055	2024-01-02	Li li lin

Specification for Approval

Product Name: 150W outdoor off-line programmable driver
 Product Model: X6-150V214
 Rev. B.2
 Sample Date:

CUSTOMER AUTHORIZED SIGNATURE		
Tested By	Checked By	Approved By
(Company seal)Return one copy to MOSO with approved signature and company seal.		

XiLi Songbai Road 1061, Nanshan
 Address: District, Shenzhen City, Guangdong Post Code: 518108
 Province, P.R.China
 TEL: 0755-27657000 FAX: 0755-27657908
 E-mail: info@mosopower.com Web site: http://www.mosopower.com

Prepared By	Checked By	Approved By

Product Specification

Product Name: 150W outdoor off-line programmable driver

Product Model: X6-150V214

Rev. B.2

XiLi Songbai Road 1061, Nanshan
Address: District, Shenzhen City, Guangdong
Province, P.R.China

Post Code: 518108

TEL: 0755-27657000

FAX: 0755-27657908

E-mail: info@mosopower.com

Web site: <http://www.mosopower.com>

Prepared By	Checked By	Approved By