



# BIS

### Product Features:

- Universal input voltage / Full range: 110~305Vac;
- Constant power design, output current programming adjustable;
- (M type) offline programmable, (V type) output current adjustable by built-in potentiometer;
- 3-in-1 dimmable: 0~10Vdc, PWM, Timer dimming. Dim-to-off;
- (M type)Constant lumen output;
- Output and Dimming Signal Isolating;
- Surge protection: 5KV line-line, 10KV line-earth;
- Protections: SCP, OVP, OTP;
- IP67 design for indoor and outdoor applications;
- Suitable for dry / damp / wet locations;
- 7 years warranty.

### Application:

- Suitable for LED roadway lighting, plant lighting, industrial lighting, landscape lighting, etc.

### DESCRIPTION

The X6-150 series is 150W outdoor offline programmable LED driver that operates in constant current with high PF value and universal input voltage range 110~305Vac. Offline Monitored by dimming cable connected with an USB kit programming device, the fully programmed drivers offer all dimming, dim-to-off, constant lumen output options and a wide range of output current in a single driver, which deliver maximum flexibility with customized operating settings and intelligent control options for luminaire manufacturers, as one driver can be programmed for many different luminaire designs. X6-150 provides built-in timer dimming schedules further increasing the energy savings and CO<sub>2</sub> reductions achieved with LED lighting. It also helps clients to improve the management of logistics and stock. The compact metal case and high efficiency enable the driver to operate with high reliability, and extending product lifetime. Overall protection is provided against lightning surge, input over voltage, input under voltage, output over voltage, short circuit, and over temperature, to ensure low failure rate.

### MODELS

Model Number [1]	Max Output Power (W)	Output Voltage Range (Vdc)	Full Power Output Voltage Range (Vdc)	Full Power Current Adjustable Range (A) [2]	Default Output Current Setting(A)	Typical Efficiency [3]	PF
X6-150Y214	150	107-214	143-214	0.70-1.05	0.7	92%	0.97

### Notes:

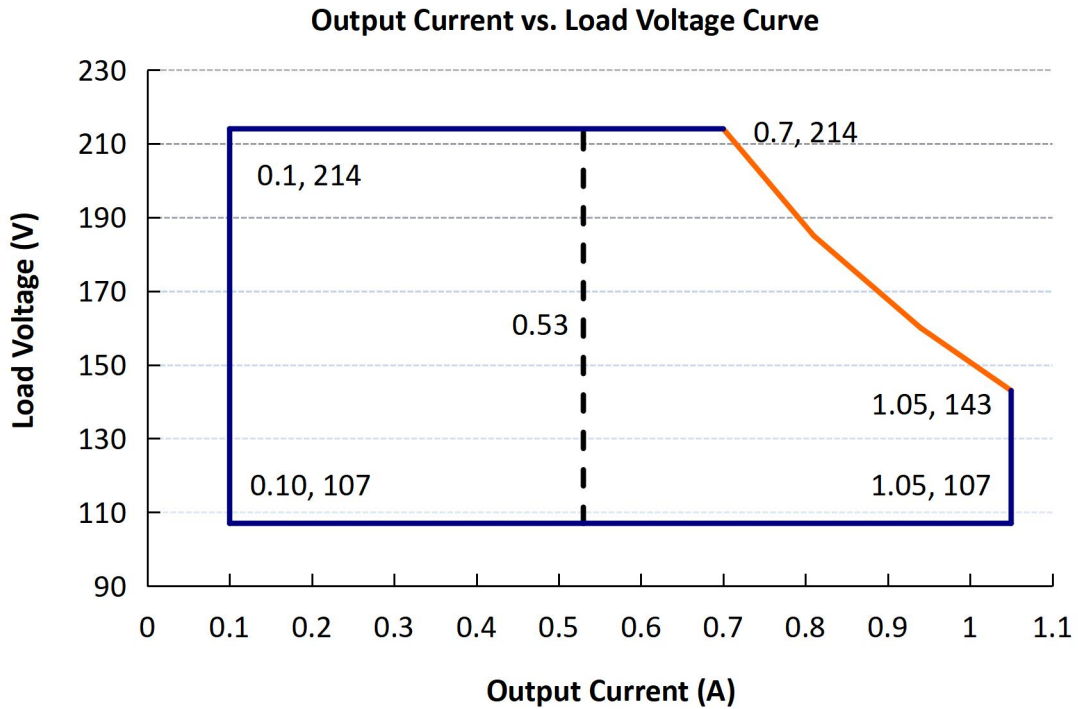
[1]. Y can be M or V. Y=M means dimmable and offline programmable, The adjustable lout range: 10%-100% I<sub>max</sub>;

Y=V means non-dimmable and output current adjusted by built-in potentiometer.

[2]. Output current adjustable range with constant power at max output power;

[3]. All specifications are measured at 25°C ambient temperature, input voltage 240Vac, and the typical value tested at full load, if no specific note.

## OPERATING AREA



Notes: Y=V is suitable for the right area of the dotted line; Y=M is suitable for the solid line contain area.

## INPUT SPECIFICATIONS

Parameter	Min.	Typ.	Max.	Notes			
Input Voltage	110Vac	120-270Vac	305Vac	Rated Input Voltage is 240Vac			
Input Frequency	47Hz	50/60	63Hz				
Leakage Current	-	-	0.70mA	270Vac/60Hz			
Input AC Current	-	-	2.0A	120-270Vac & full load			
Inrush Current	-	-	75A	240Vac & full load			
Standby Power Consumption			3W	240Vac/50Hz, Dim to off			
Power Factor	0.97	0.99	-	120Vac, 50-60Hz, full load			
	0.95	0.97		240Vac, 50-60Hz, full load			
	0.93	0.95		277Vac, 50-60Hz, full load			
THD	-	5%	10%	120-240Vac, 50-60Hz, 70%-100% load			
	-	-	10%	270Vac, 50-60Hz, 70%-100% load			
Max. NO. of PSUs on CIRCUIT BREAKER	B10	2	B16	4	B25	6	230Vac
	C10	4	C16	6	C25	10	

### OUTPUT SPECIFICATIONS

Parameter	Min.	Typ.	Max.	Notes
Output Current Tolerance	-5%Iset	-	5%Iset	
Output Current Setting Range	0.53A	-	1.05A	The 'M type' adjustable lout range: 10%-100% I <sub>max</sub> ,
Output Current Setting Range with Constant Power	0.70A	-	1.05A	
Total Output Current Ripple(pk-pk)	-	5%	10%	20MHz BW, full load& LED load, the ripple would be tiny different under different LED load.
Startup Overshoot Current	-	-	10%	120~270Vac & 100% Load, load is LED
No Load Output Voltage	-	-	240Vdc	
Line Regulation	-1%	-	1%	25°C±10°C ambient temperature, input voltage changes from 100Vac to 270Vac.
Load Regulation	-3%	-	3%	25°C±10°C ambient temperature, Input Voltage 240Vac, load changes from 60% to 100%.
Turn-on Delay Time	-	1s	2s	120Vac, 100% load
	-	-	0.5s	240Vac, 100% load

### GENERAL SPECIFICATIONS

Parameter	Min.	Typ.	Max.	Notes
Efficiency @120Vac I <sub>o</sub> =0.70A I <sub>o</sub> =1.05A	88% 87%	90% 89%		Measured at full load and 25°C ambient temperature
Efficiency @240Vac I <sub>o</sub> =0.70A I <sub>o</sub> =1.05A	91% 90%	93% 92%	-	Measured at full load and 25°C ambient temperature
Efficiency @270Vac I <sub>o</sub> =0.70A I <sub>o</sub> =1.05A	91% 90%	93% 92%		Measured at full load and 25°C ambient temperature
Dielectric Strength	Input-Output	-	3750Vac	Max 5mA/60s
	Input-PE	-	1600Vac	
	Output-PE	-	1600Vac	
Grounding Resistance	-	-	0.1Ω	25A/60s, under 25°C ±10°C ambient temperature
Insulation Resistance	10MΩ	-	-	Input-Output, Input-PE, Output-PE, 500Vdc/60s/25°C/70%RH
MTBF	-	200000Hrs	-	25°C±10°C ambient temperature, 240Vac, 80% load (MIL-HDBK-217F)
Lifetime	-	50000Hrs	-	240Vac&100% load, 75°C case temperature, refer to lifetime curve for details
Ambient Temperature	-40°C		+60°C	240Vac&100% load
Operating Case Temperature for Safety T <sub>c_s</sub>	-40°C	-	+90°C	
Operating Case Temperature for Warranty T <sub>c_s</sub>	-40°C	-	+75°C	7 years warranty case temperature Humidity: 10% to 95% RH
Storage Temperature	-40°C	-	+85°C	Humidity: 5% to 100% RH

Dimensions (L*W*H)	L173*W68*H37mm	
Net Weight	810±50g/PCS	
Package	L500*W310*H160mm; 10PCS/Ctn, Net weight: 8Kg	

### DIMMING

Parameter	Min.	Typ.	Max.	Notes	
0~10V Absolute Maximum Voltage on the Vdim (+) Pin	-	10V	-		
0~10V Source Current on Vdim(+)Pin	-	200uA	400uA		
Dimming Output Range	X6-150M214	10%I <sub>max</sub>	-	100%I <sub>max</sub>	I <sub>max</sub> =1.05A
	X6-150M214	0.11A	-	1.05A	
Recommended Dimming Range for 0-10V	0V	-	10V	Default 0-10V/ PWM Dimming(0-10V,0-9V,0-5V,0-3.3V and Forward and reverse dimming can be customized as request)	
PWM_in High Level	9.7V	-	10.3V		
PWM_in Low Level	0V	-	0.3V		
PWM_in Frequency Range	300Hz	-	2KHz		
PWM_in Duty Cycle	1%	-	99%		

### SAFETY STANDARDS

Safety Category	Country / Territory	Standards	Approved
CCC	China	GB19510.1, GB19510.14	
CE	Europe	EN61347-1, EN61347-2-13	
		EN62493	
ENEC		EN62384	
CB	CB Countries	IEC61347-1, IEC61347-2-13	
BIS	India	IS 15885(PART 2/SEC 13)	√
UL	USA	UL 8750	
CUL	Canada	CSA C22.2 No.250.13	
KC	South Korea	K61347-1, K61347-2-13	
PSE	Japan	J61347-1, J61347-2-13	
SAA	Australia	AS/NZS IEC 61347.2.13	
		AS/NZS 61347.1	
EAC	Russia	ГОСТ Р МЭК 61347-1-2011 ГОСТ IEC 61347-2-13-2013 ГОСТ IEC 62493-2014 СТБ EH 55015-2006 ГОСТ IEC 61547-2013 ГОСТ 30804.3.2-2013 (IEC 61000-3-2:2009) ГОСТ 30804.3.3-2013 (IEC 61000-3-3:2008)	

### Isolation conditions

Insulation	Input/Mains	DIMING	LED Output	Case
Input/Mains	/	Double	Double	Basic
DIMING	Double	/	Basic	Basic
LED Output	Double	Basic	/	Basic
Case	Basic	Basic	Basic	/

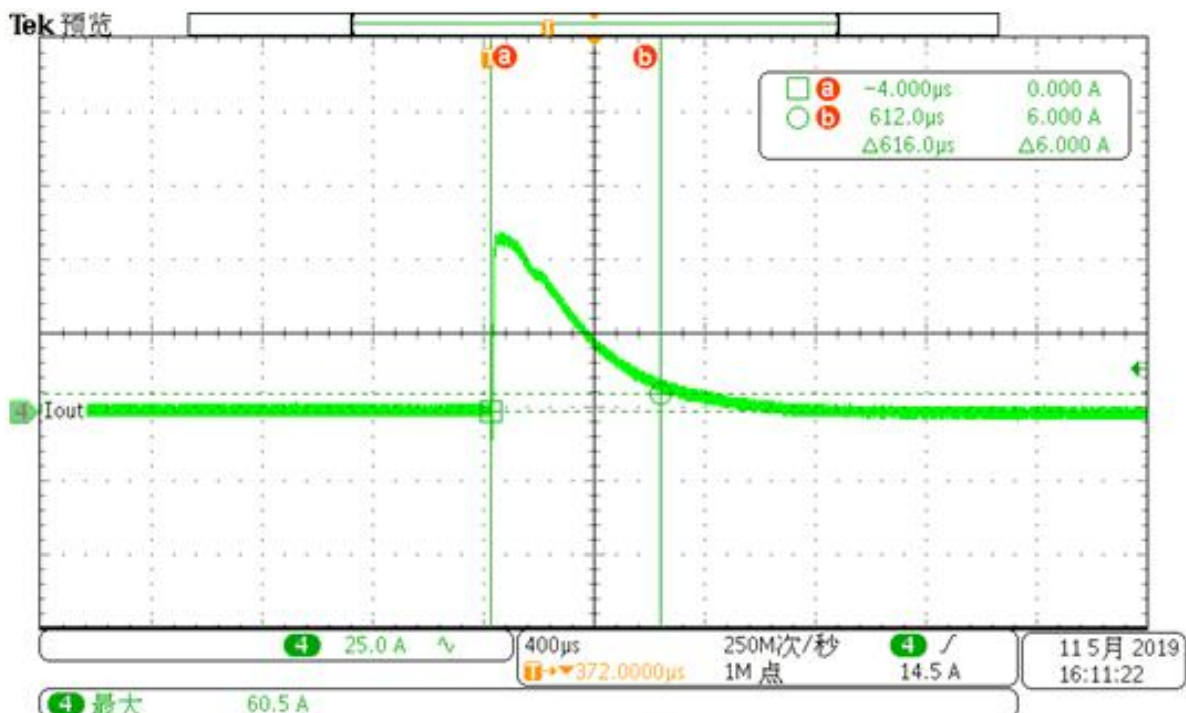
### EMC COMPLIANCE

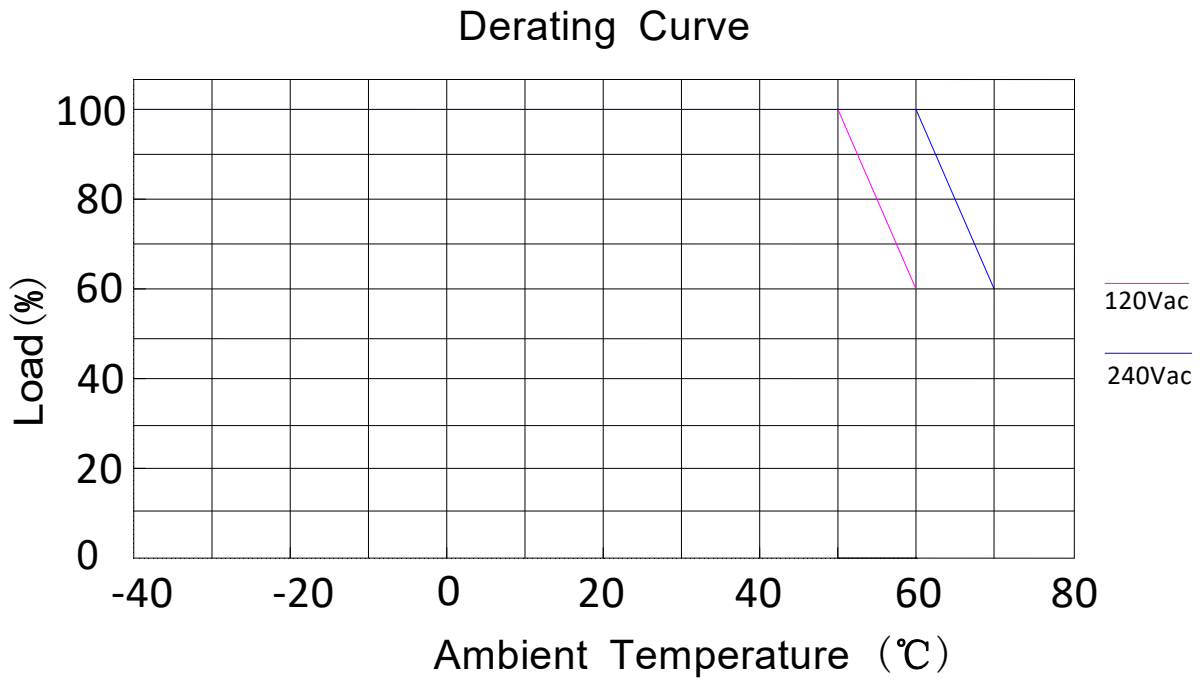
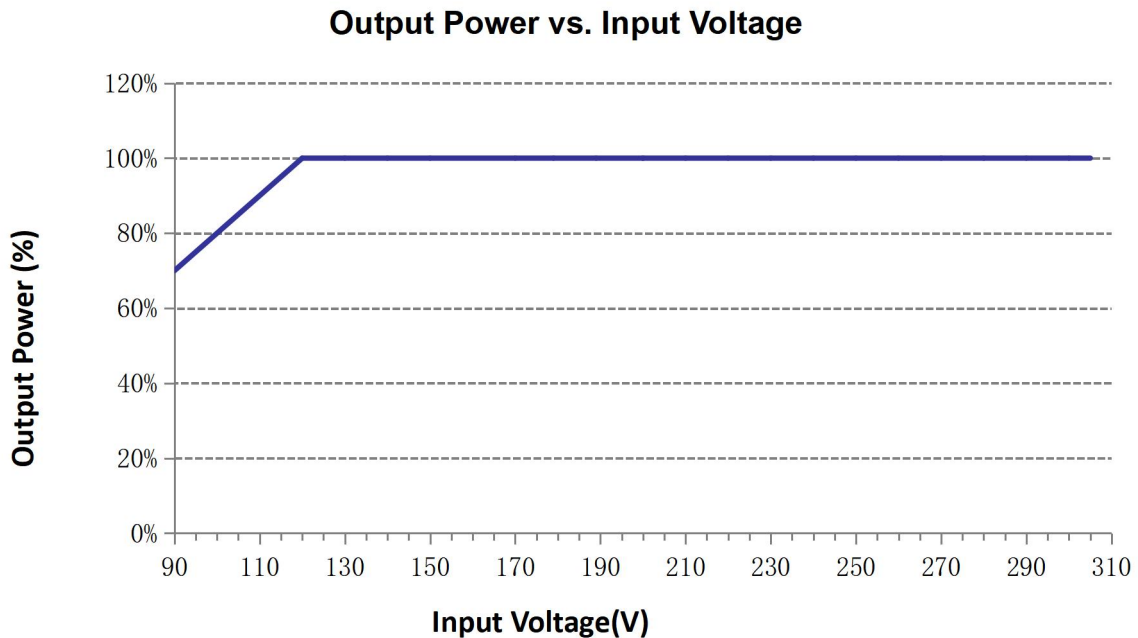
EMC Category	Country / Territory	Standards	Approved
CCC	China	GB/T 17743, GB 17625.1	
CE	Europe	EN 55015	
		EN 61000-3-2, EN 61000-3-3	
		EN61000-4-2,3,4,5,6,11	
		EN 61547	

### NOTE:

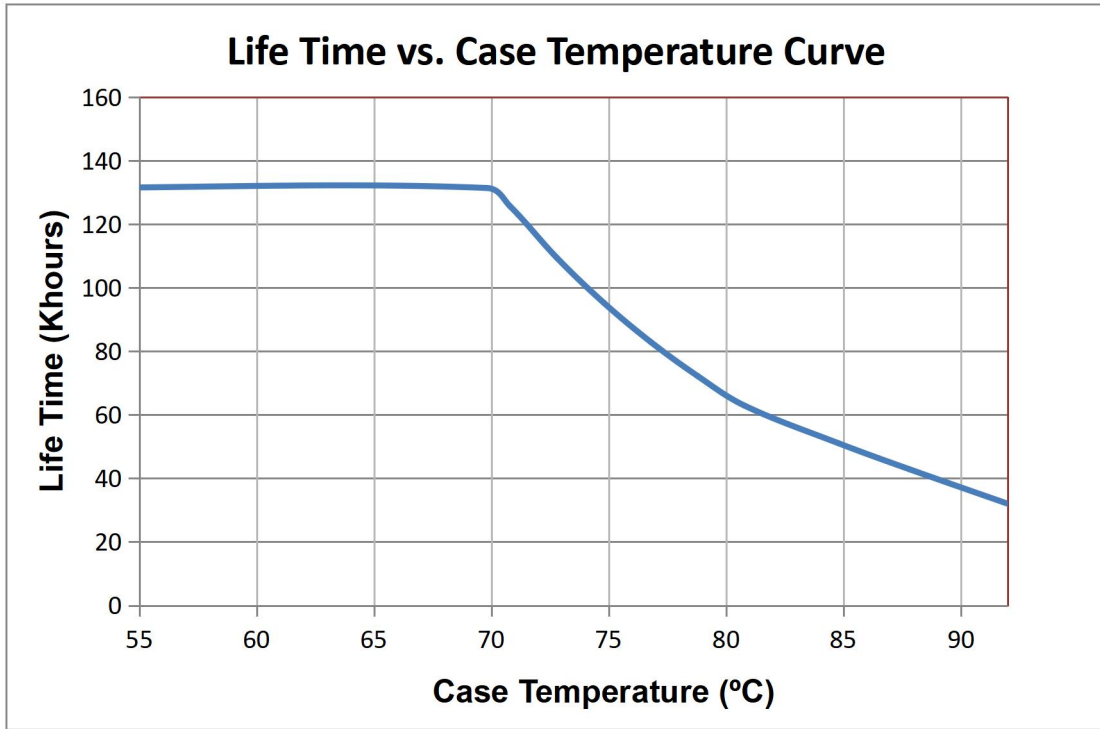
This LED driver meets the EMC specifications above, but as a component of a luminaire, end customer need to identify the EMC performance of a luminaire including LED driver, other devices connected to the driver and the luminaire itself.

### INRUSH CURRENT WAVEFORM

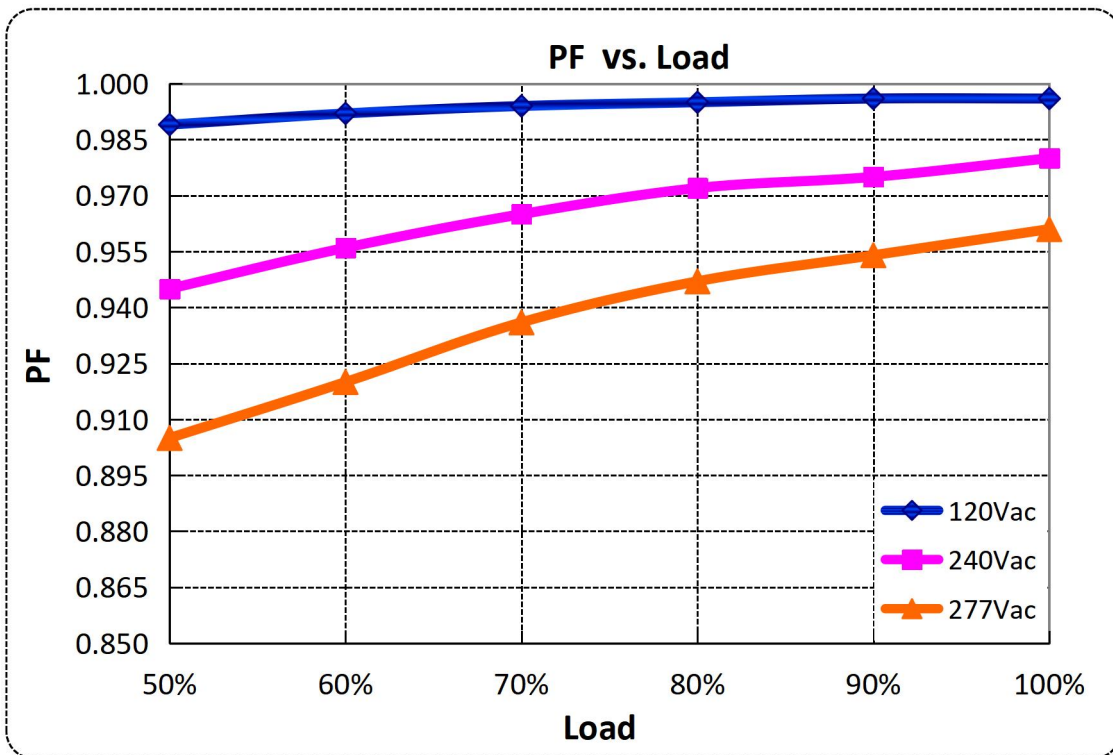


**DERATING CURVE****OUTPUT POWER vs. INPUT VOLTAGE**

**LIFETIME vs. CASE TEMPERATURE**

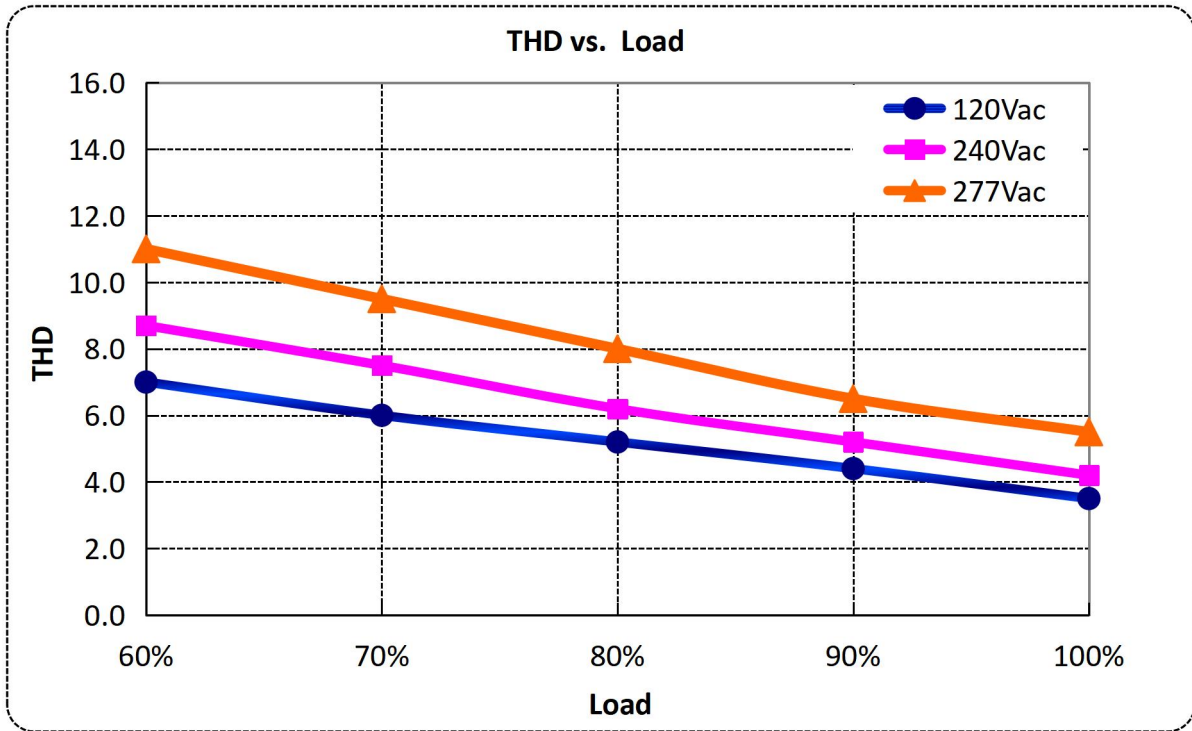


**POWER FACTOR vs. LOAD**



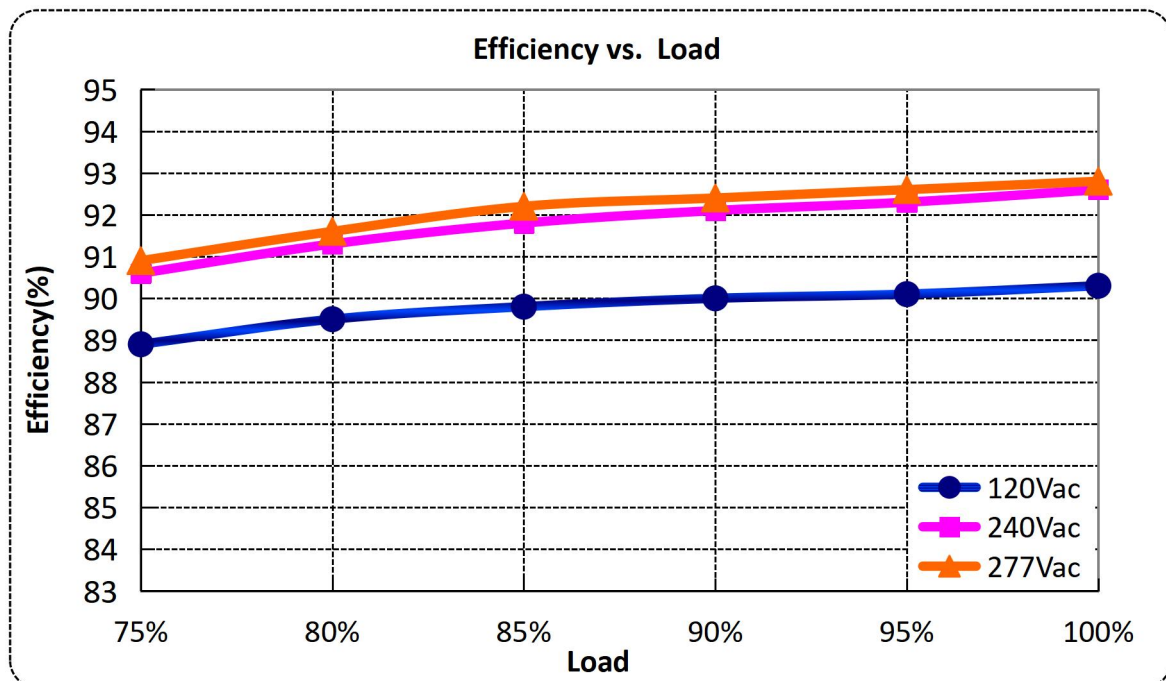


### TOTAL HARMONIC DISTORTION



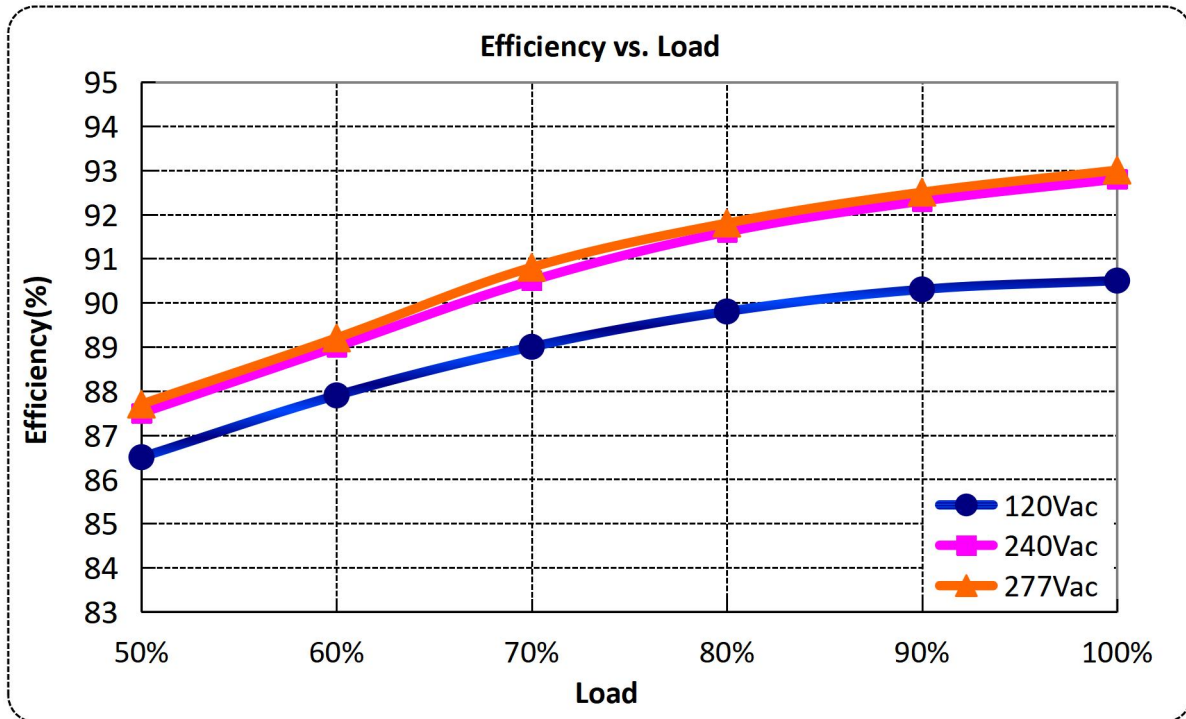
### EFFICIENCY vs. LOAD

$I_o=1.05A$





**I<sub>o</sub>=0.70A**

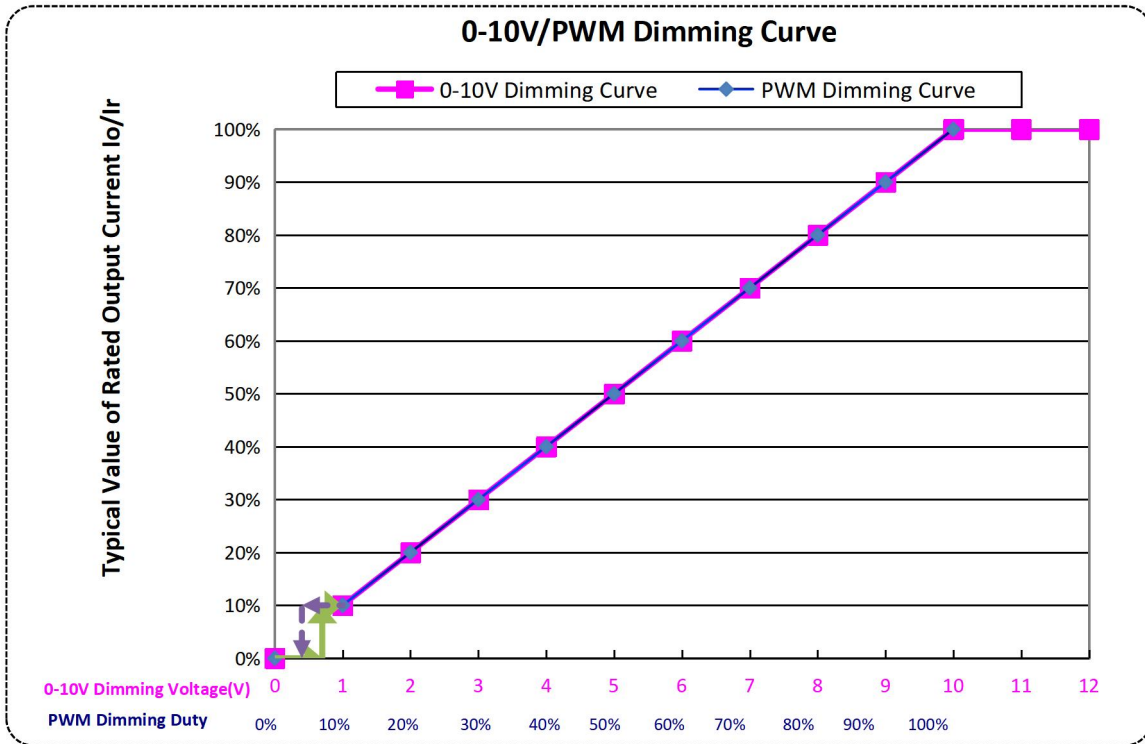


### PROTECTIONS

Parameter		Min.	Typ.	Max.	Notes
Input Over Voltage Protection	Input Protection Voltage	325Vac	340Vac	350Vac	Turn off the output when the input voltage exceeds protection voltage.
	Recovery Voltage	300Vac		315Vac	Auto Recovery. The driver will restart when the input voltage falls below recovery voltage.
	Max. of Input Over Voltage	-	-	440Vac	The driver can survive for 48 hours with input over-voltage of 440Vac.
Over Temperature Protection		Decreases output current, returning to normal after over temperature is removed.			
Short Circuit Protection		Hiccup mode and auto recovery. No damage will occur when any output is short circuited. The output shall return to normal when the fault condition is removed.			
Output Over Voltage Protection		Limits output voltage at no load and in case the normal voltage limit fails.			

Notes: All specifications are measured at 25°C ambient temperature.

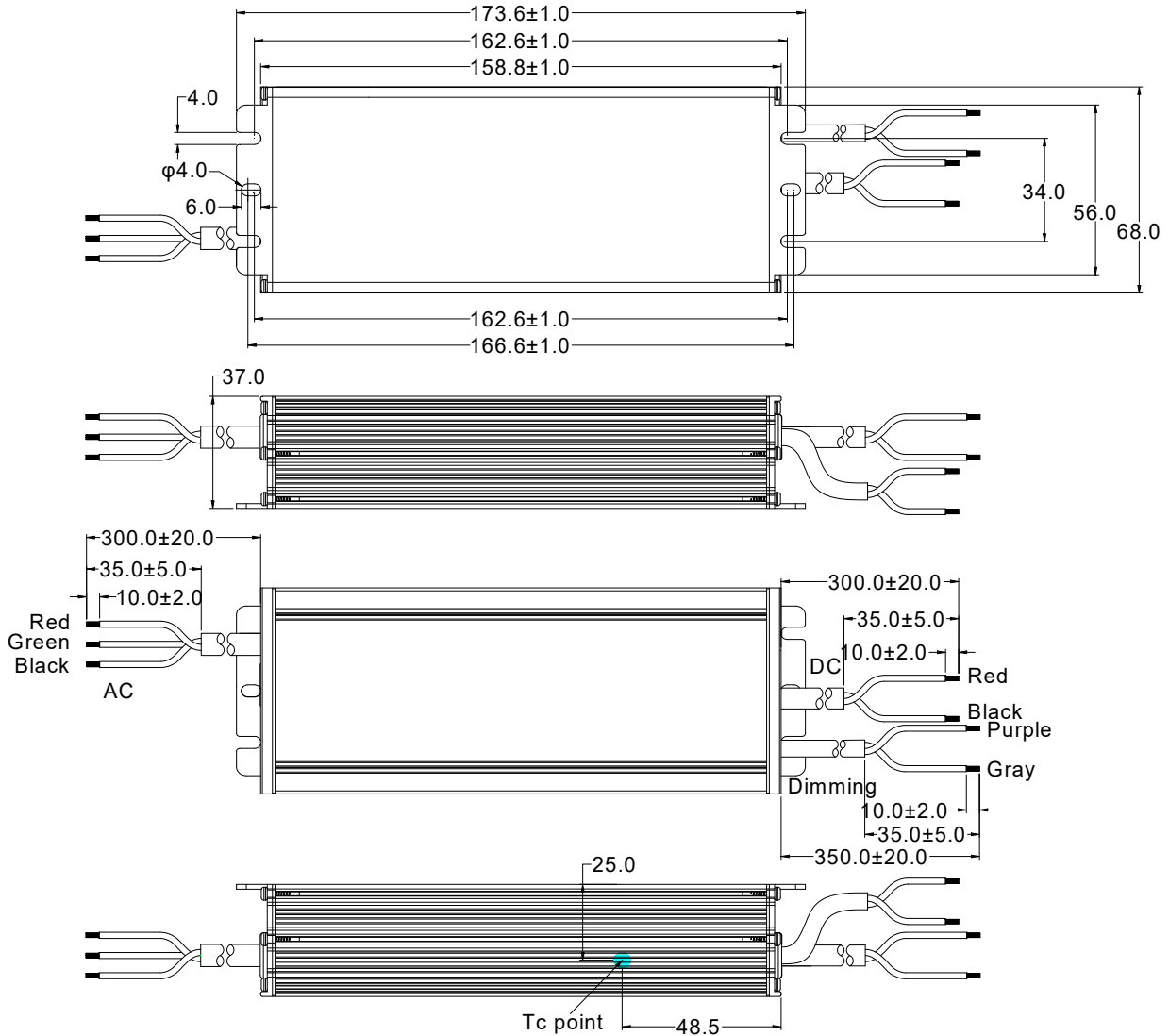
**0-10V/PWM DIMMING**



**Note:**

Dim to off model is realized by decreasing the output voltage, the power supply still has residual voltage when dim to off, so the start up voltage of the lamp should be higher than residual voltage.

### MECHANICAL OUTLINE



Wire	Specification	Note
Input	BIS-9968 3x1.0 mm <sup>2</sup> external diameter:7.3mm L=300±20mm	BIS
Output	BIS-9968 2x1.0 mm <sup>2</sup> external diameter: 6.9mm L=300±20mm	BIS
Dimming	UL2733 22AWG*2C external diameter: 5.45mm L=350±20mm	Y=M

### LABEL

149.00 mm

45.50 mm

**INPUT**

L RED

G GREEN


N BLACK

**MOSO<sup>®</sup>** X6-150M214  
LED DRIVER


INPUT	100-240V ~ 50/60Hz, 2.0A Max.PF:0.95
OUTPUT	107-214V --- 0.10-1.05A Max: 240V --- Max.Power:150W
$t_c: 90^{\circ}\text{C}$	$t_a: 50^{\circ}\text{C}$ Input:100-200V~ $t_a: 60^{\circ}\text{C}$ Input:200-240V~

MADE IN CHINA  
For LED module only


IS15885(Part2/Sec13)



R-41077186  
WWW.bis.gov.in



**IP67**



**OUTPUT**

RED Vo +

BLACK Vo -

PURPLE DIM +

GRAY DIM -

SHENZHEN MOSO ELECTRONICS TECHNOLOGY CO., LTD  
No.1061, Songbai Road, XIII Town, Nanshan District,  
Shenzhen, CHINA

Page 12 / 12

Specification subject to change without notice

Tel : 400-889-0018

E-mail : info@mosopower.com

Website : <https://www.mosopower.com>





