



Product Features:

- Input voltage range: 176~264Vac;
- Constant power design;
- External NTC;
- DALI-2 & VMF, Dim to off;
- NFC programmable;
- Constant Lumen Output (CLO);
- Suitable for luminaires of protection class I and II;
- Auxiliary power supply: 24V/250mA;
- Surge protection: 6KV line-line, 10KV line-earth;
- Multiple protection: SCP, OVP(Output), OTP;
- Meet the zhaga Book 13;
- IP20;
- 7 Years Warranty

Application

- Suitable for LED roadway lighting, plant lighting, industrial lighting, landscape lighting, etc.

DESCRIPTION

U6 series is an ultra-high efficiency DALI programmable IP20 outdoor constant current drive power, input voltage range 176-264 Vac. Designed for European street lamps, compatible Class I & Class II. U6 series has lightning protection, output over-voltage protection, short-circuit protection and over-temperature protection.

MODELS

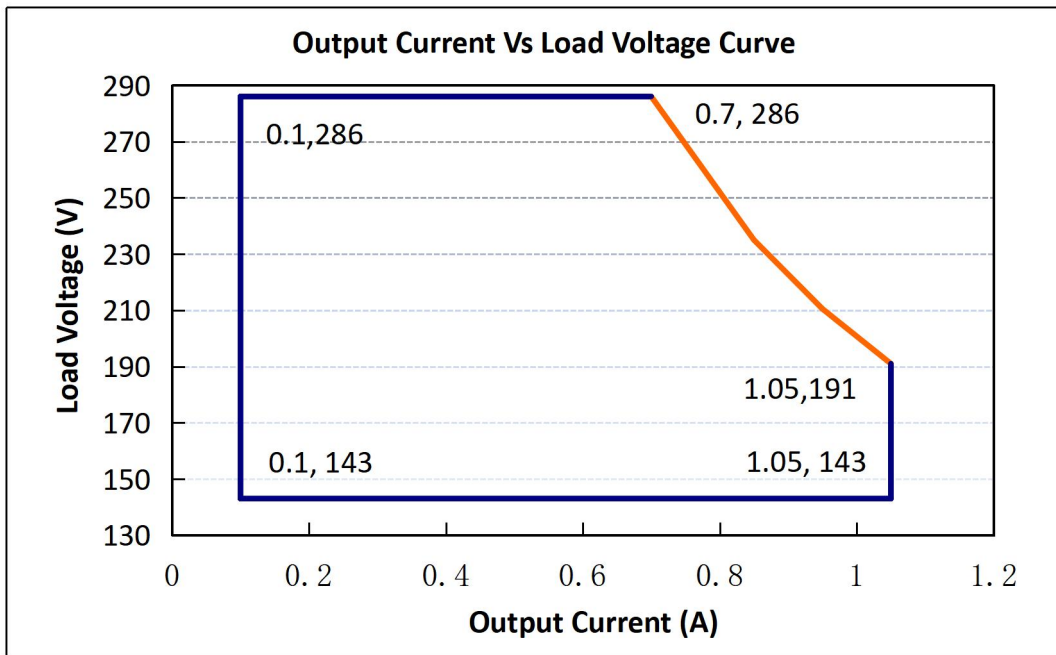
Model Number [1]	Max Output Power (W)	Output Voltage Range (Vdc)	Full Power Output Voltage Range (Vdc)	Full Power Current Adjustable Range (A) [2]	Default Output Current Setting(A)	Typical Efficiency [3]	PF
U6-200D286	200	143-286	191-286	0.7-1.05	0.7	94%	0.98

Notes:

[1]. All performance parameters are at 25 degrees ambient temperature 230 Vac input, full load conditions measured typical values, except specified

[2]. When the power supply reaches the set life(example 60000H), when the power supply is restarted, The output current remains constant 10%Io, Or output flashing warning to indicate that the power supply needs to be replaced.

OPERATING AREA



INPUT SPECIFICATIONS

Parameter	Min.	Typ.	Max.	Notes			
Input Voltage	176Vac	200-240Vac	264Vac				
Input Frequency	47Hz	50/60	63Hz				
Leakage Current	-	-	0.7mA	240Vac/60Hz			
Input AC Current	-	-	1.6A	200-240Vac & full load			
Inrush Current	-	-	75A	230Vac & full load			
Standby Power Consumption	-	-	0.5W	230Vac/50Hz			
Power Factor	0.96	0.98	-	240Vac, 50-60Hz, & full load			
	0.9	0.92	-	200-240Vac, 50-60Hz, 60%-100% load			
THD	-	5%	15%	200-240Vac, 50-60Hz, 60%-100% load			
Max. NO. of PSUs on Circuit Breaker	B10	2	B16	3	B25	5	230Vac 100% load
	C10	4	C16	6	C25	9	

OUTPUT SPECIFICATIONS

Parameter	Min.	Typ.	Max.	Notes
Output Current Tolerance	-5%	-	5%	Iset>0.35A
Output Current Setting Range (A) U6-200D286	10%	-	100%	
Output Current Setting Range with Constant Power U6-200D286	0.7	-	1.05	
Total Output Current Ripple(pk-pk)	-	5%	10%	20MHz BW, full load& LED load, the ripple would be tiny different under different LED load.
Startup Overshoot Current	-	-	10%	200~240Vac & 100% Load, load is LED
No Load Output Voltage(V) U6-200D286	-	-	310V	
Auxiliary Power Supply	22.8V -	24 -	25.2V 250mA	176-264Vac
Line Regulation	-1%	-	1%	25°C±10°C ambient temperature, input voltage changes from 200Vac to 264Vac.
Load Regulation	-3%	-	3%	25°C±10°C ambient temperature, Input Voltage 230Vac, load changes from 60% to 100%.
Turn-on Delay Time	-	-	1.5S	230Vac, 100% load

GENERAL SPECIFICATIONS

Parameter	Min.	Typ.	Max.	Notes
Efficiency @230Vac U6-200D286 Io=0.7A Io=1.05A	91% 91%	94% 93%	- -	Measured at full load and 25°C ambient temperature
Dielectric Strength	Input-Output	-	3750Vac	-
	Input-PE	-	3000Vac	-
	Output-PE	-	1600Vac	-
Insulation Resistance	10MΩ	-	-	Input-Output, 500Vdc/60S/25°C /70%RH
MTBF	-	200000Hrs	-	25°C±10°C ambient temperature, 230Vac, 80% load (MIL-HDBK-217F)
Lifetime	-	60000Hrs	-	Tc=75°C, 230Vac&100% load, 10% failure rate
Ambient Temperature	-40°C	-	+50°C	230Vac&100% load
Operating Case Temperature for Safety Tc_s	-40°C	-	+90°C	
Operating Case Temperature for Warranty Tc_s	-40°C	-	+75°C	7 years warranty case temperature. Humidity: 10% to 95% RH No condensation
Storage Temperature	-40°C	-	+85°C	Humidity: 5% to 85% RH No condensation
Dimensions (L*W*H)mm	170L*100W*40H			

Net Weight	720±50g/PCS	
Package	L555mm*W375mm*H235mm; 18PCS/Ctn	

DIMMING

Parameter		Min.	Typ.	Max.	Notes
DALI 2	DA,DA High Voltage Level	9.5	16	22.5	
	DA,DA Low Voltage Level	-6.5	0	6.5	
Dimming Output Range	U6-200D286	10%Iset	-	100%Iset	I _{max} =1.05A

SAFETY STANDARDS

Safety Category	Country / Territory	Standards	Approved
CCC	China	GB19510.1, GB19510.14	√
CE	Europe	EN61347-1, EN61347-2-13	√
		EN62493	√
		EN62384	√
CB	CB Countries	IEC61347-1, IEC61347-2-13	√

EMC COMPLIANCE

EMC Category	Country / Territory	Standards	Approved
CCC	China	GB/T 17743, GB 17625.1	√
CE	Europe	EN 55015	√
		EN 61000-3-2, EN 61000-3-3	√
		EN61000-4-2,3,4,5,6,11	√
		EN 61547	√

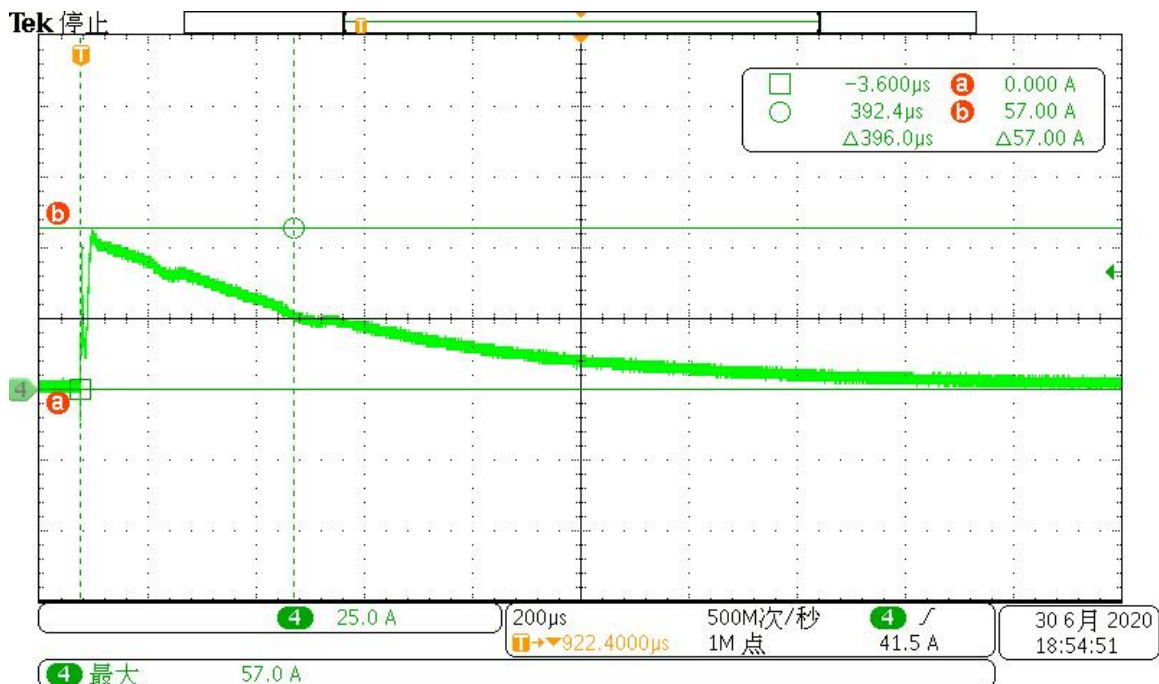
INSULATION

Insulation	Input/Mains	DALI	LED Output	Supporting Surface	Auxiliary Power Supply
Input/Mains	/	Double	Double	Double	Double
DALI	Double	/	Basic/Supplementary	Double	Basic/Supplementary
LED Output	Double	Basic/Supplementary	/	Double	Basic/Supplementary
Supporting Surface	Double	Double	Double	/	Double
Auxiliary Power Supply	Double	Basic/Supplementary	Basic/Supplementary	Double	/

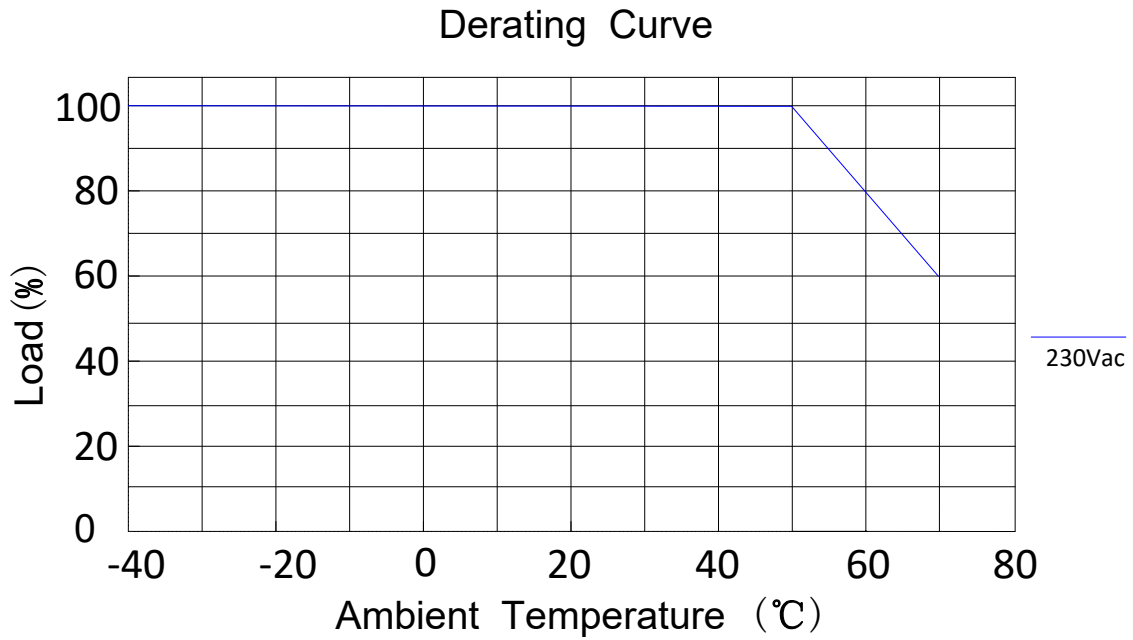
NOTE:

This LED driver meets the EMI specifications above, but as a component of a luminaire, end customer need to identify the EMI performance of a luminaire including LED driver, other devices connected to the driver and on the luminaire itself.

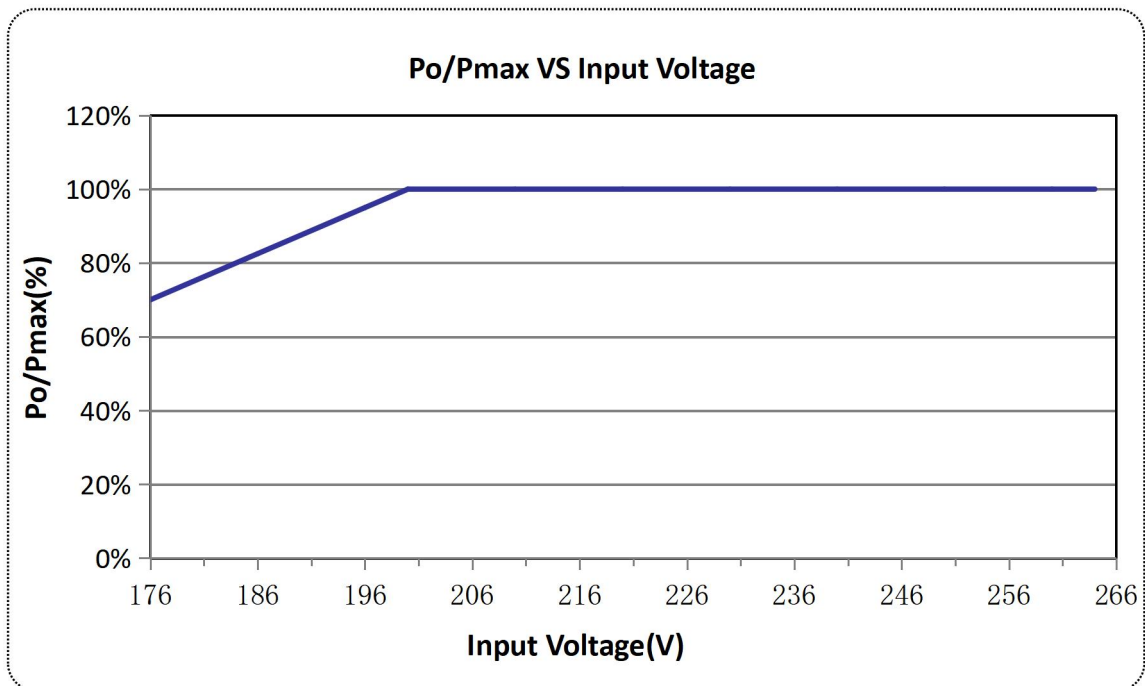
INRUSH CURRENT WAVEFORM



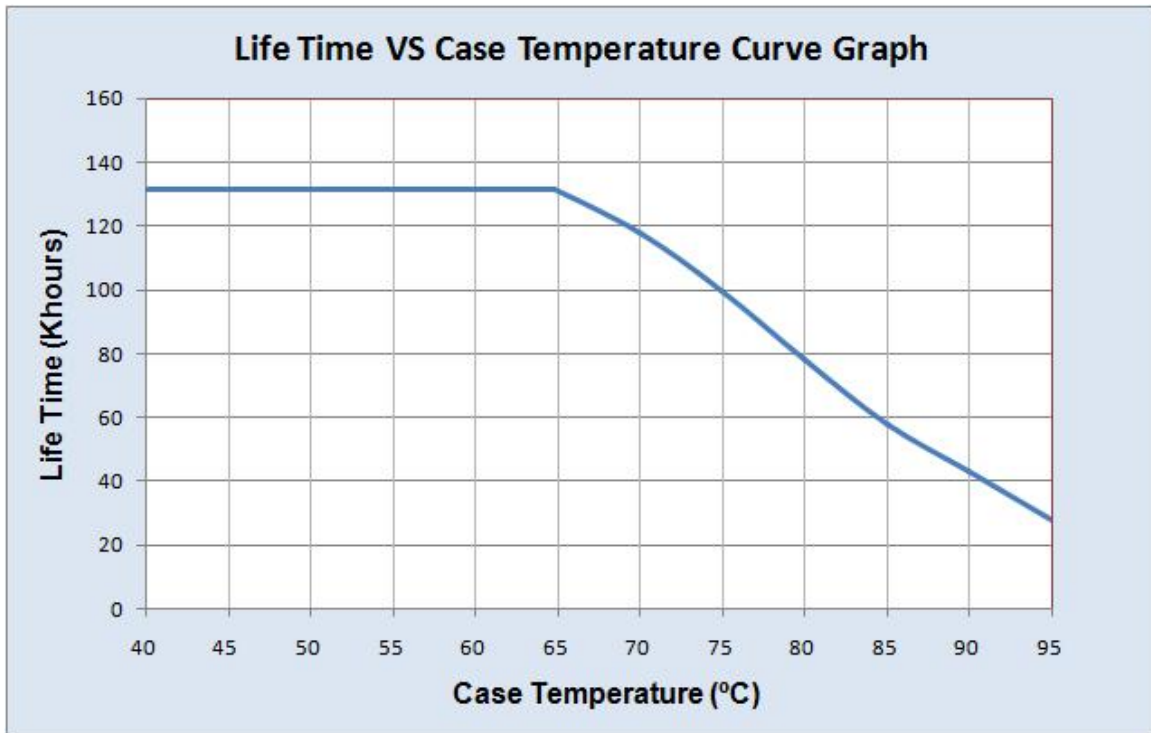
DERATING CURVE



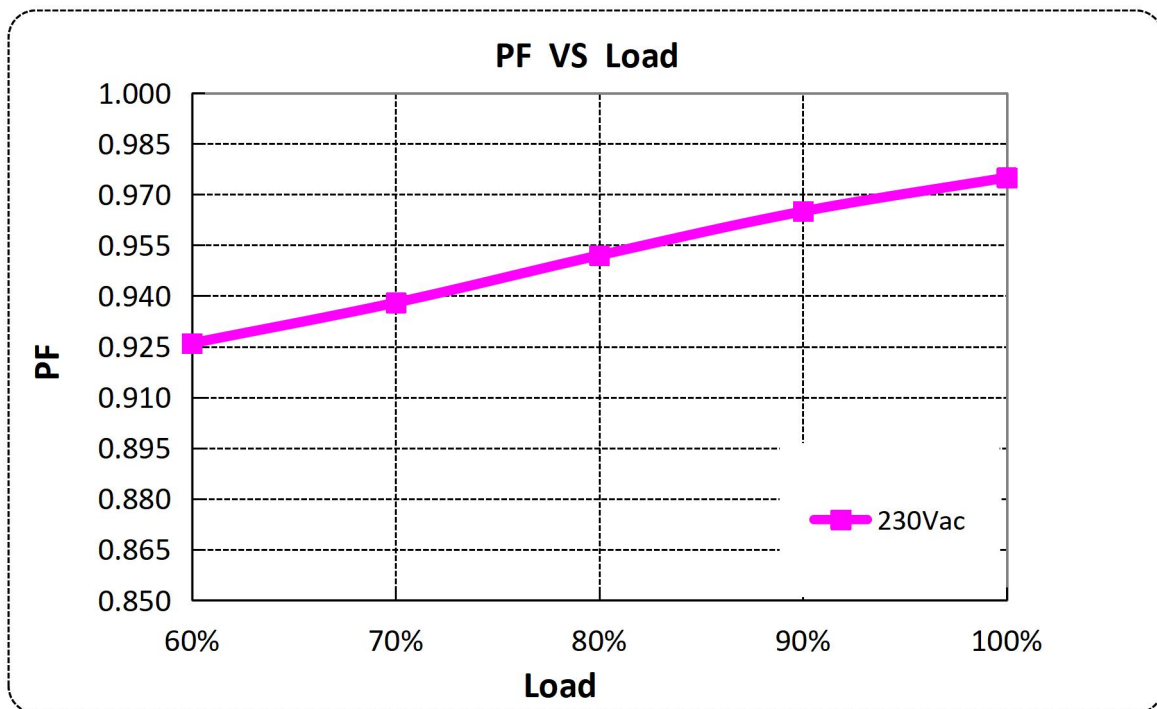
OUTPUT POWER VS INPUT VOLTAGE



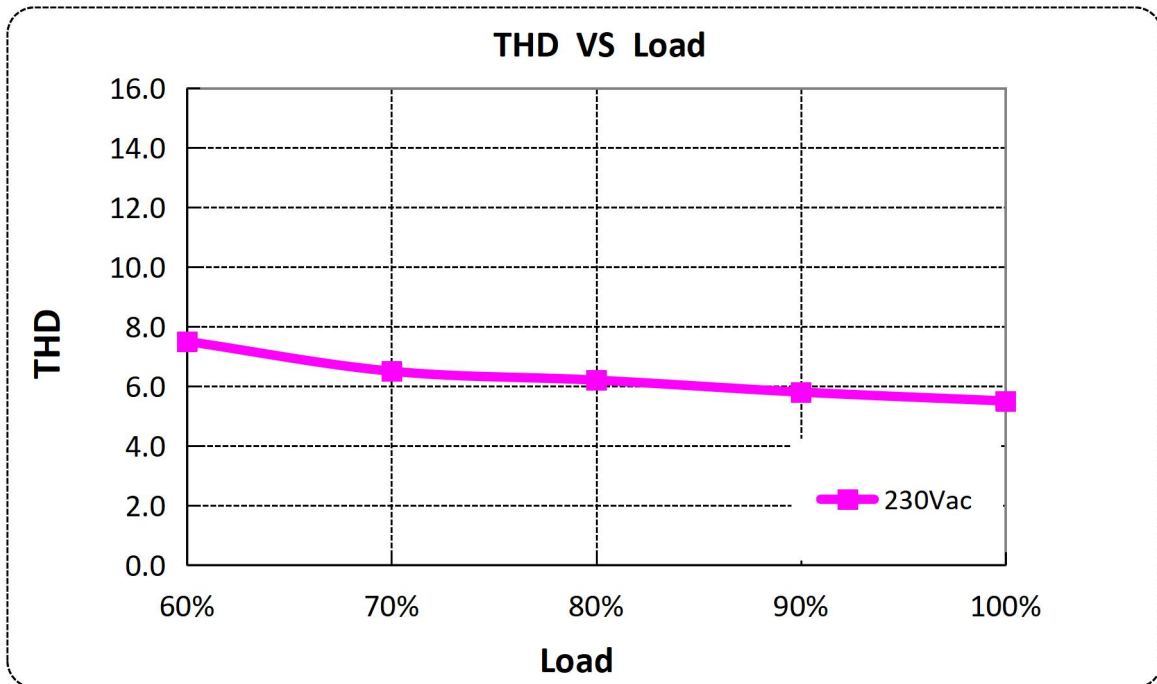
LIFETIME VS CASE TEMPERATURE



POWER FACTOR VS LOAD

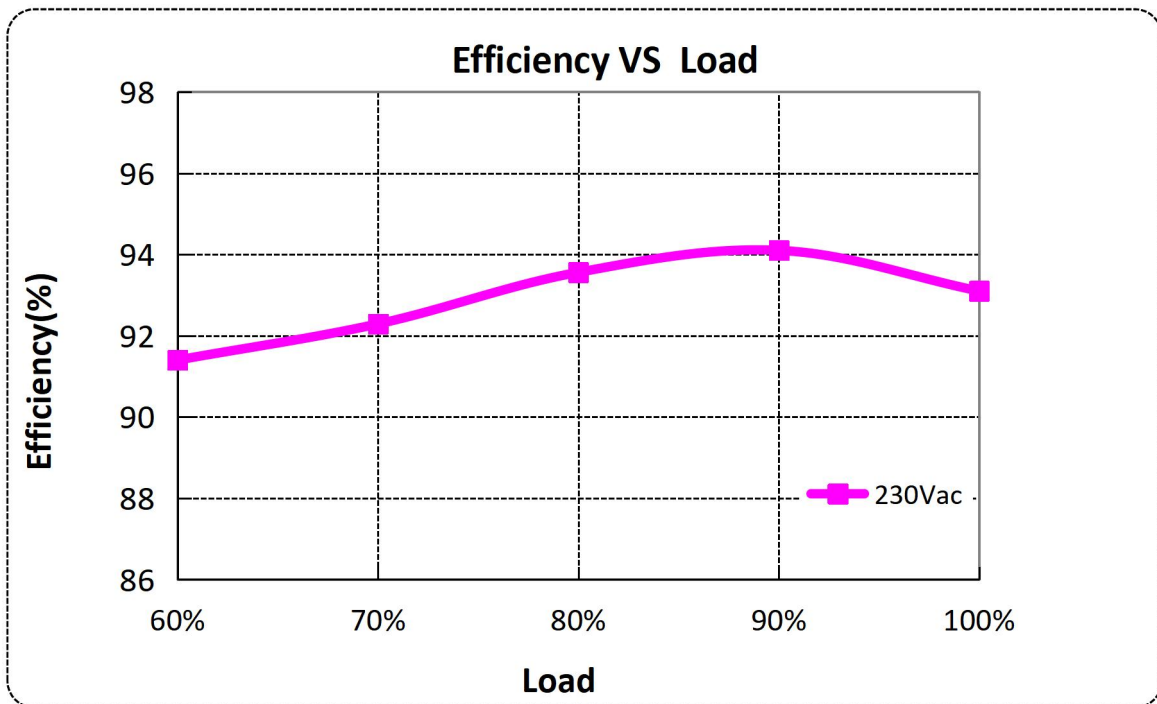


TOTAL HARMONIC DISTORTION

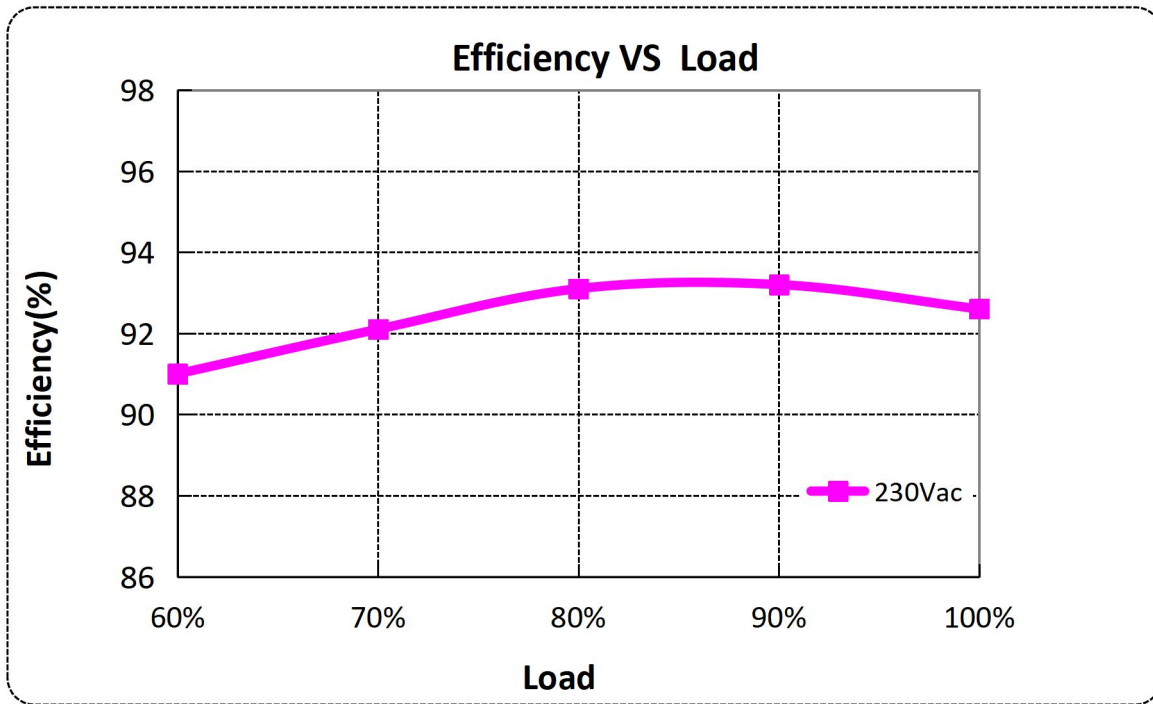


EFFICIENCY VS LOAD

$I_o=0.7A$



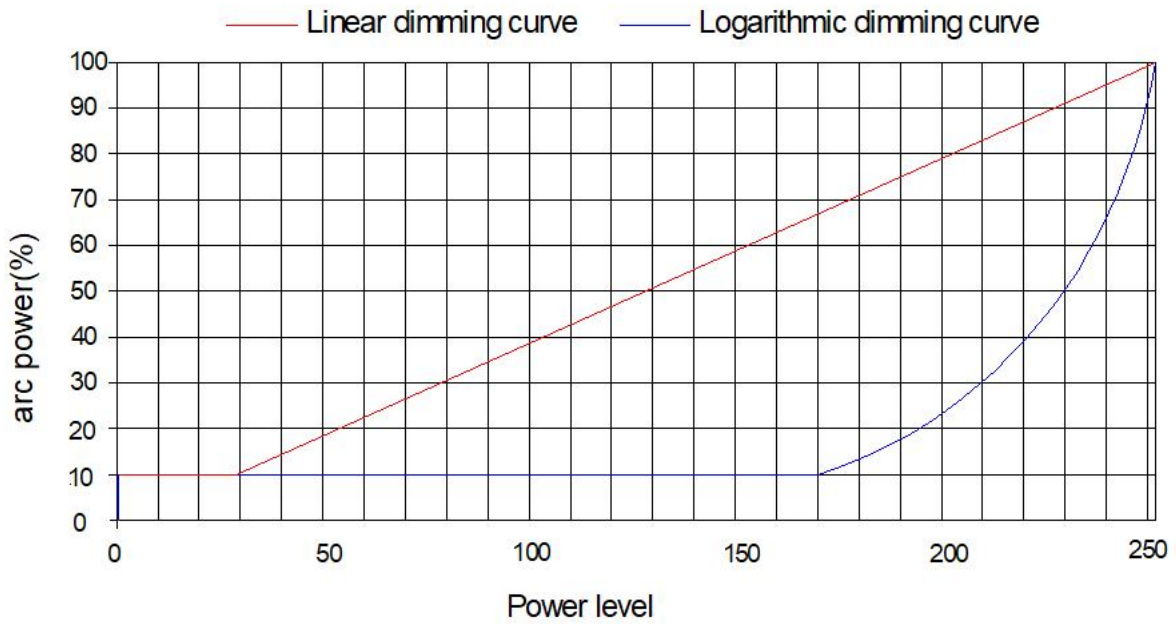
Io=1.05A



PROTECTIONS

Parameter		Min.	Typ.	Max.	Notes
External NTC	R1	-	7.81kOhm (Setting by software)	-	When the R-NTC is reduced to R1, the external thermal protection is triggered and the output current gradually decreases
	R2	-	4.16kOhm (Setting by software)	-	When the R-NTC is reduced to R2, the output current is reduced to the programmed protection current value
	Protection Circuit	10% lo set	60% lo set	100% lo set	10% lo set > lo min (Default setting 60%)
lo min		60% lo set	100% lo set	10% lo set ≤ lo min (Default setting 60%)	
Over Temperature Protection		Decreases output current, returning to normal after over temperature is removed.			
Short Circuit Protection		Constant current mode and auto recovery. No damage will occur when any output is short circuited. The output shall return to normal when the fault condition is removed.			
Over Voltage Protection		Run into protection model when output voltage exceeds limit, and return to normal when the fault			

DALI2 DIMMING CURVE



Note: Factory Default Output Logarithmic Curve

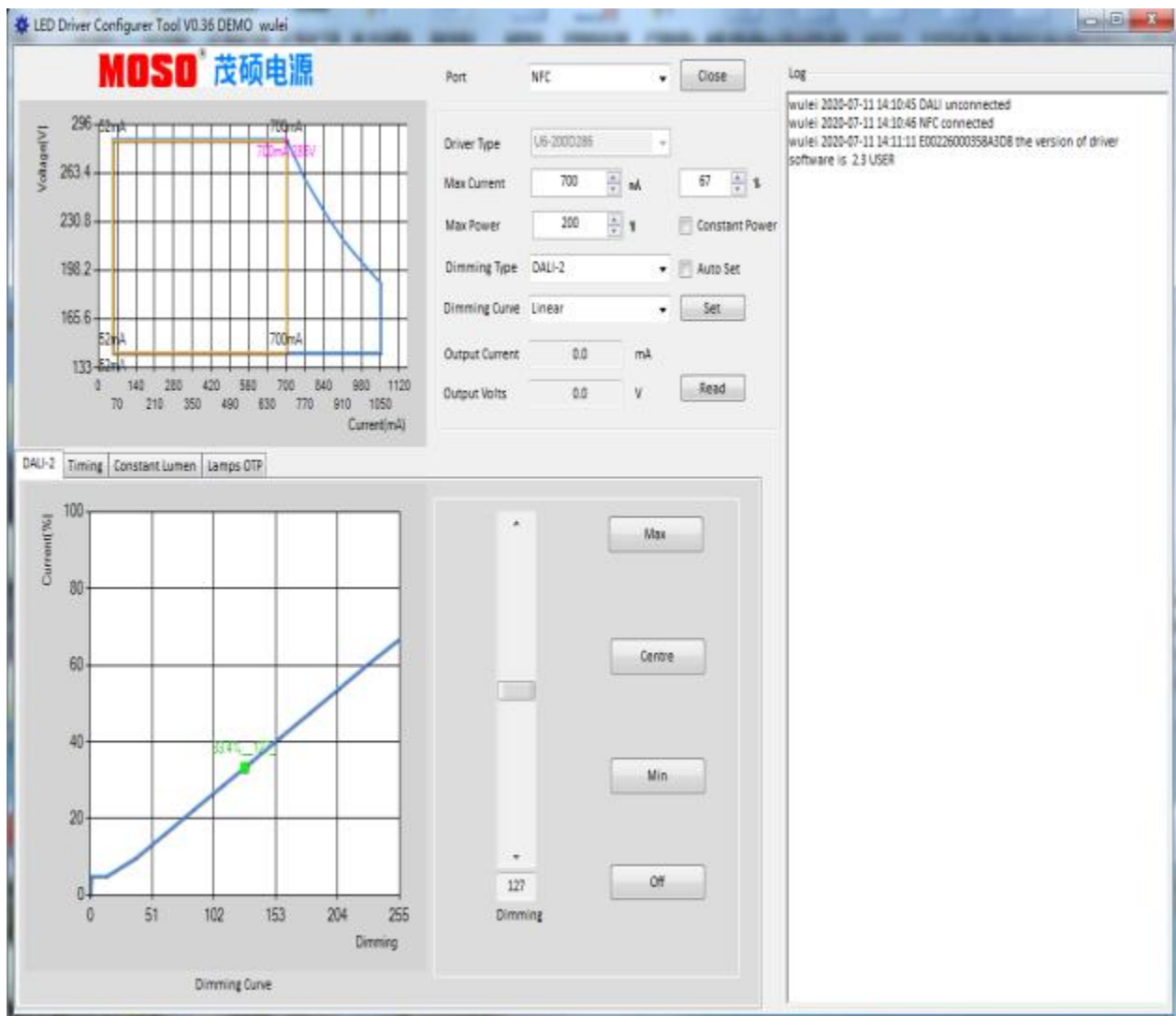
DALI2 Standards

IEC62386-101,102,207

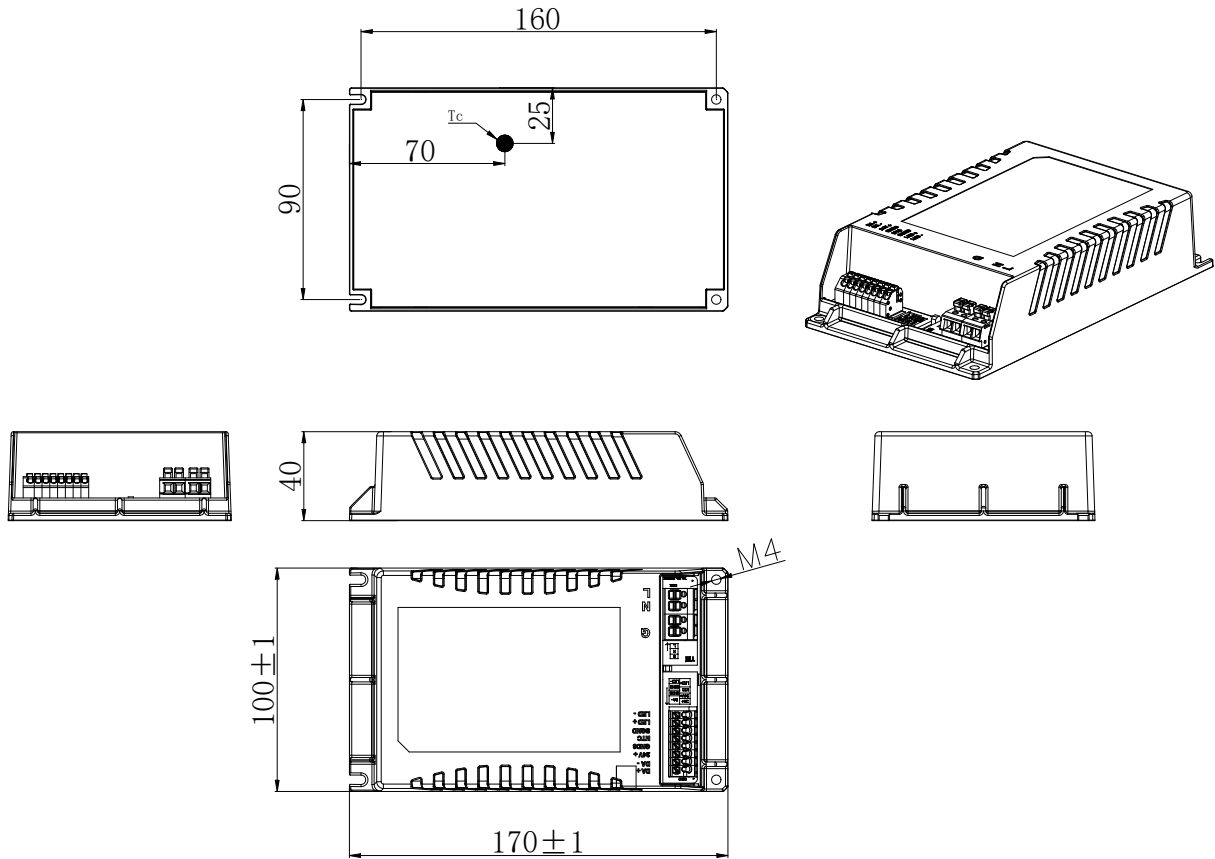
DIAGRAM OF UPPER COMPUTER CONNECTION:



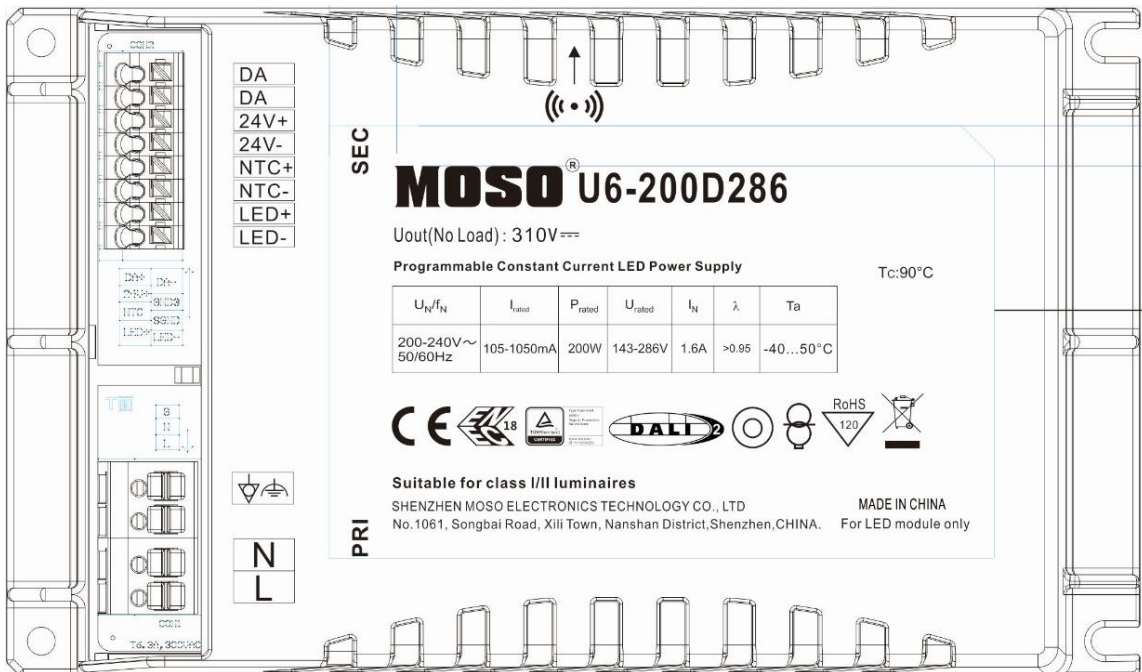
Software programming interface



MECHANICAL OUTLINE



LABEL



Specification for Approval

Product Name: 200W NFC Programmable Driver
Product Model: U6-200D286
Rev. D.2
Sample Date: -

CUSTOMER AUTHORIZED SIGNATURE		
Tested By	Checked By	Approved By
(Company seal)Return one copy to MOSO with approved signature and company seal.		

XiLi Songbai Road 1061, Nanshan
Address: District, Shenzhen City, Guangdong Post Code: 518108
Province, P.R.China
TEL: 0755-27657000 FAX: 0755-27657908
E-mail: info@mosopower.com Web site: <http://www.mosopower.com>

Prepared By	Checked By	Approved By

