

MOSO[®]

OUTDOOR LED DRIVER PRODUCT CATALOG

2024 V1.0



Projects



▶ Xi'an Asian Games Road Lighting Project



▶ Shenyang Sihuan Road




▶ Sinopec Refinery



▶ Yingde Football Training Base



▶ Shenzhen Bay Sports Center



▶ Beijing Daxing Airport



▶ Zhengzhou Olympic Sports Center

ABOUT MOSO

Established in 2009, Shenzhen MOSO Electronics Corp. is a national high-tech enterprise affiliated to the listed company MOSO Power Technology Co., Ltd. (stock code: 002660). Our business focus is outdoor high-power LED drivers which covers Road lighting LED drivers, Industrial lighting LED drivers, Stadium lighting LED drivers, Horticulture lighting LED drivers, Landscape lighting LED drivers and Urban Public lighting LED drivers.

MOSO leads the industry in R&D capability and technical expertise, boasting more than 120 patents. Our R&D center was accredited as "Shenzhen Municipal Technology Center" by Shenzhen Economic and Information Commission in 2011, was ranked among the top 100 industry leaders in Shenzhen in 2020, and was recognized as "LED Smart Lighting Driver Power Supply Engineering and Technology Research Center of Guangdong Province" and "Standardized High Power LED Driver Power Supply Engineering and Technology Research Center of Guangdong Province" in the last three years. Moreover, MOSO has participated in the formulation, revision and evaluation of more than 60 national standards, industry standards, local standards and team standards.

MOSO is headquartered in Shenzhen, Guangdong Province, China, with two domestic production bases in Shenzhen and Huizhou respectively and one overseas production base in Vietnam. Our offices have been set up in Europe, North America, South America, the Middle East, Russia, Southeast Asia, Shanghai, Beijing, Xiamen, Zhongshan and other places to establish an independent marketing and service network worldwide. Thanks to these efforts, we have established cooperative relationships with many international and domestic famous brands, and our products which enjoy high brand awareness and reputation both at home and abroad, have been sold to more than 100 countries and regions all over the world.

MOSO upholds the development philosophy of "Technology Innovation and Product Supremacy". Therefore, we are committed to developing intelligent LED drivers of high efficiency and reliability, and meanwhile continue to follow the innovation-driven path and conduct strict quality control so as to expand business, improve our core competitiveness, and lead the development of the industry with high-quality LED drivers.

Headquarters-Shenzhen



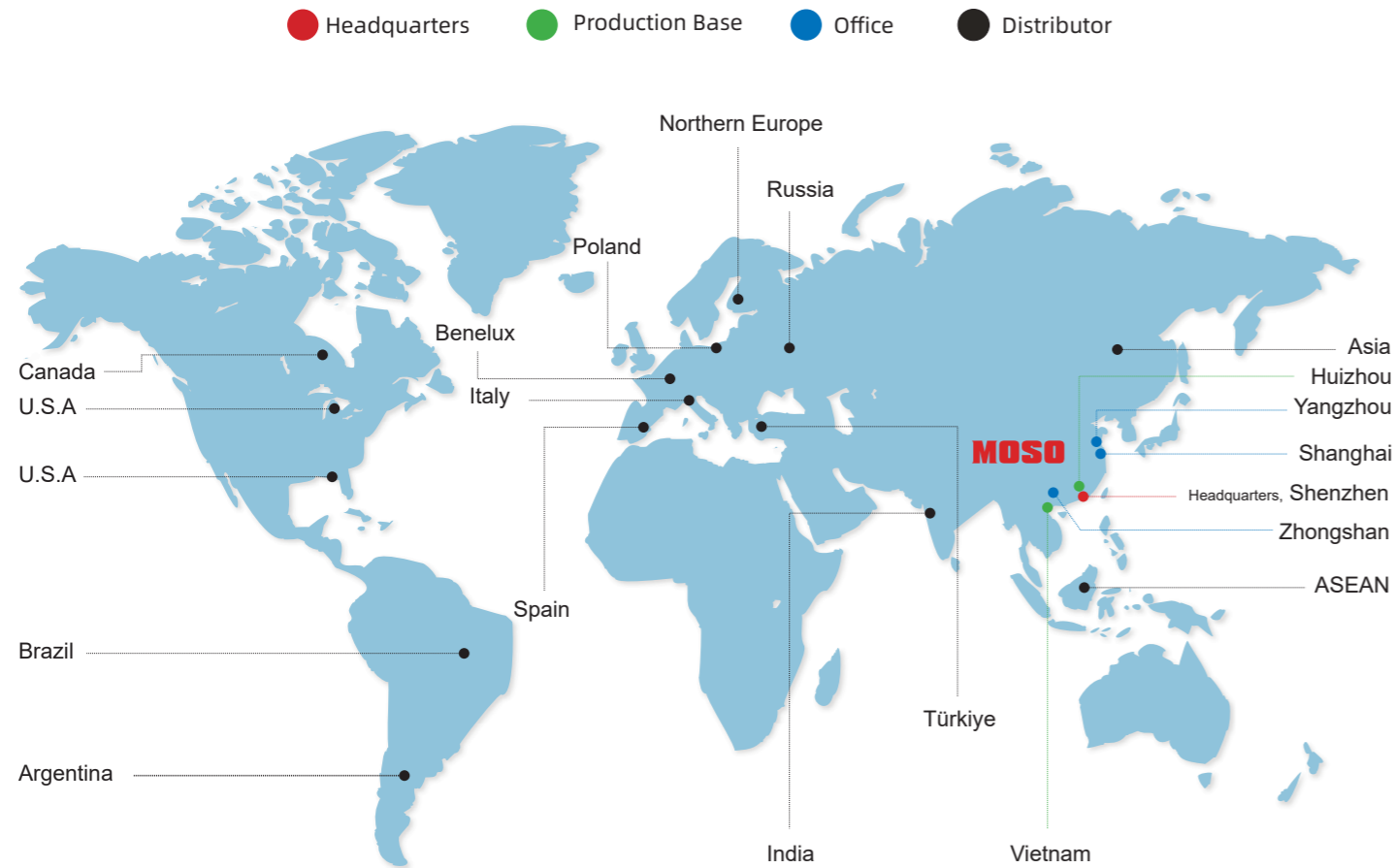
Manufacturing Center-Huizhou



Manufacturing Center-Vietnam



Global Operation Sites



2009
Founded in

600+
Employees

120+
R&D Patent

130+
Products Cover Area

12.09 million
Production Value Pcs

CNAS
National-level Laboratory

CONTENT

Road Lighting LED Driver

X6 42~320W Series	02
X6S(XCP) Series	03
X6E Series	04
X6E D Series	05
X7A Series	06
U5 Series	07
U6 Series	08
U7 Series	09
X7P Series	10
X6I Series	11
X7I Series	12
X6L Series	13
X7L Series	14

Industrial Lighting LED Driver

G6T-(II) Series	16
G6 D Series	17
G6 C Series	18
G5(MTP) Series	19
A5(MEP) Series	20
N6(MNC) Series	21
N6H Series	22
N7 Series	23
N7L Series	24
N7C Series	25

Stadium Lighting LED Driver

S6 600W Series	27
S6 880W Seires	28
S6 1800W Series	29
X6 480~800W Series	30

Horticulture Lighting LED Driver

P1 Series	32
P1H Series	33
P6H Series	34
X6H Seires	35

Landscape Lighting LED Driver

V1(LSV) Series	37
V6E Series	38
V2 Series	39
V1R(MSV) Series	39

Urban Public Lighting LED Driver

X6S D Series	41
X6 D Series	41

External Surge Protection Device

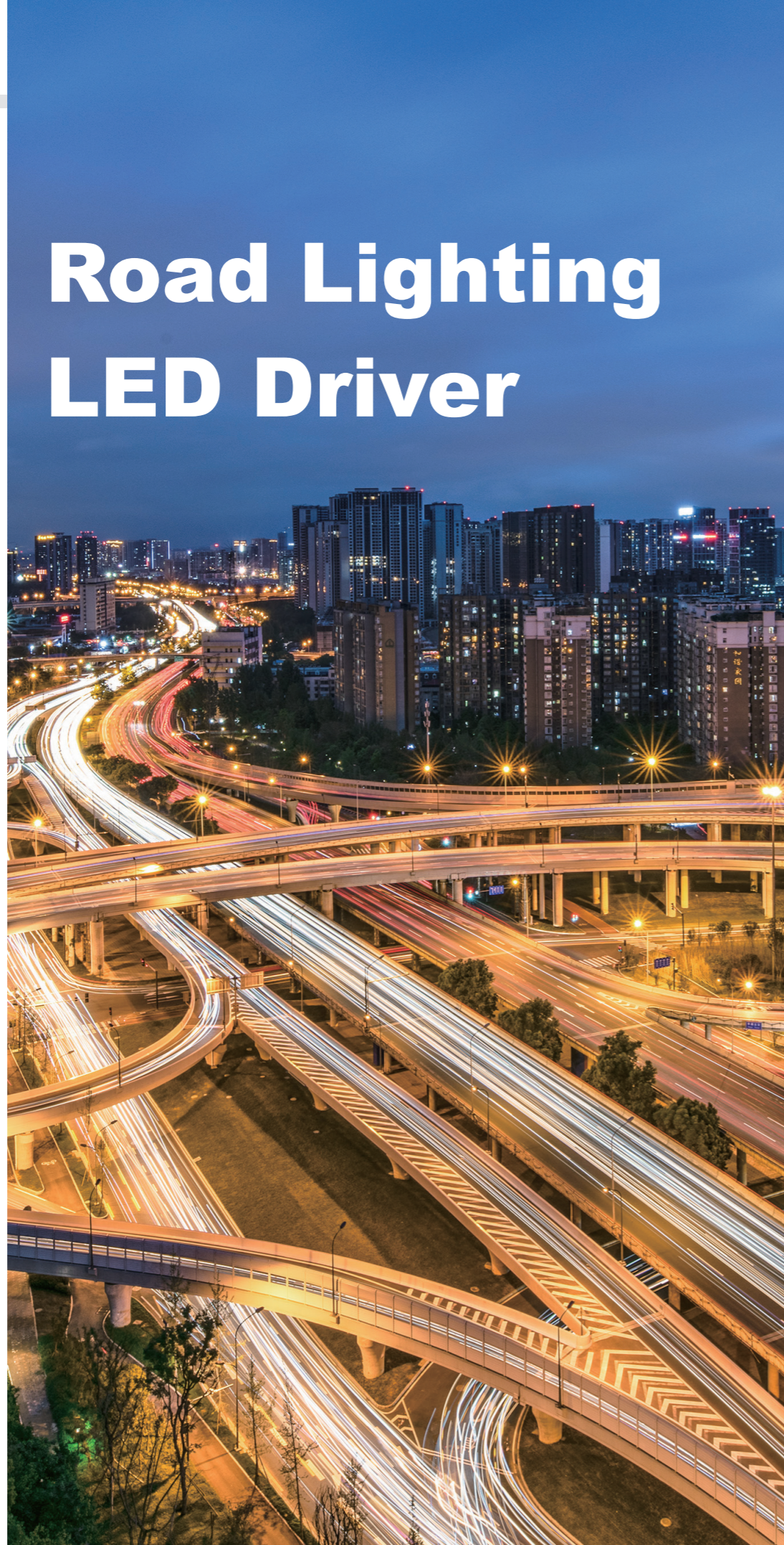
T1(MSP) Series	42
----------------	----

Appendix	43
----------	----

Road Lighting LED Driver



- X6 42~320W Series
- X6S(XCP) Series
- X6E Series
- X7A Series
- X7P Series
- X6E D Series
- U5 Series
- U6 Series
- U7 Series
- X6I Series
- X7I Series
- X6L Series
- X7L Series



X6 Series Offline Programmable Intelligent LED Driver



Features

- ▶ Input voltage: 90 ~ 305Vac;
- ▶ Isolated constant power design;
- ▶ 3-in-1 dimmable: 0-10V/1-10V/PWM (Dim-to-off optional), Timers dimming; Reverse dimming optional;
- ▶ 3 Timers dimming: Timing; Virtual Midnight; Self-Adaptive;
- ▶ Output and Dimming Signal Isolating;
- ▶ External NTC supported (Optional);
- ▶ Off-line programmable;
- ▶ (M types) output current adjustable by programmer, (V types) output current adjustable by built-in potentiometer;
- ▶ Surge protection: DM 6KV, CM 10KV; DM 4KV, CM 6KV(42W-60W);
- ▶ Protections: output SCP / OVP / OTP;
- ▶ Ingress protection rating: IP67;
- ▶ Suitable for dry / damp / wet locations;
- ▶ Lifetime: 50,000/100,000 hours optional;
- ▶ 5 years warranty.



Application

- ▶ Road Lighting, Industrial Lighting and Landscape Lighting

Product Selection Guide

Model	Power(W)	Output voltage (Vdc)	Full power current adjustable range(A)	Default output	Typ. Eff.	Typ. PF	Dimensions (L*W*H)mm
X6-042M062-F*	42	32~62	0.68~1.05	32~43V/0.97A	87.0%	0.96	116*64*33
X6-060M062-F	60	32~62	0.97~1.30	32~62V/0.97A	87.0%	0.96	116*64*33
X6-075Y041	75	20~41	1.83~2.67	20~36V/2.10A	88.0%	0.97	128.6*68*37
X6-075Y062	75	38~62	1.21~1.88	38~53V/1.40A	89.0%	0.96	128.6*68*37
X6-075Y108	75	54~108	0.70~1.05	54~108V/0.70A	90.0%	0.96	128.6*68*37
X6-105Y041	105	20~41	2.56~3.50	20~37V/2.80A	90.0%	0.96	153.6*68*37
X6-105Y062	105	38~62	1.69~2.50	38~50V/2.10A	91.0%	0.97	153.6*68*37
X6-105Y100	105	50~100	1.05~1.40	50~75V/1.40A	91.0%	0.97	153.6*68*37
X6-105Y150	105	75~150	0.70~1.05	75~100V/1.05A	92.0%	0.97	153.6*68*37
X6-150Y041	150	20~41	3.66~5.40	20~35V/4.20A	91.0%	0.97	173.6*68*37
X6-150Y062	150	38~62	2.42~3.60	38~47V/3.15A	91.0%	0.96	173.6*68*37
X6-150Y108	150	54~108	1.39~2.10	54~71V/2.10A	91.0%	0.96	173.6*68*37
X6-150Y143	150	80~143	1.05~1.50	80~143V/1.05A	92.0%	0.97	173.6*68*37
X6-150Y214	150	107~214	0.70~1.05	107~214V/0.70A	92.0%	0.97	173.6*68*37
X6-200Y041	200	20~41	4.88~6.67	20~36V/5.56A	91.0%	0.96	193.6*68*39
X6-200Y062	200	38~62	3.23~5.00	38~41V/4.90A	92.0%	0.97	193.6*68*39
X6-200Y096	200	48~96	2.10~3.00	48~71V/2.80A	92.0%	0.97	193.6*68*39
X6-200Y143	200	70~143	1.40~2.10	70~143V/1.40A	93.0%	0.97	193.6*68*39
X6-200Y191	200	96~191	1.05~1.50	96~190V/1.05A	93.0%	0.97	193.6*68*39
X6-200Y286	200	143~286	0.70~1.05	143~286V/0.70A	92.0%	0.97	193.6*68*39
X6-240Y041	240	20~41	5.86~7.50	20~35V/6.70A	92.0%	0.97	208.6*68*39
X6-240Y062	240	38~62	3.88~5.71	38~48V/5.00A	92.0%	0.97	208.6*68*39
X6-240Y171	240	85~171	1.40~2.10	85~171V/1.40A	93.0%	0.97	208.6*68*39
X6-240Y229	240	114~229	1.05~1.50	114~228V/1.05A	93.0%	0.97	208.6*68*39
X6-240Y343	240	171~343	0.70~1.05	171~343V/0.70A	93.5%	0.97	208.6*68*39
X6-320Y041Z	320	20~41	7.80~10.00	20~36V/8.90A	92.0%	0.96	231*98*42
X6-320Y062Z	320	38~62	5.20~7.50	38~47V/6.70A	93.0%	0.96	231*98*42
X6-320Y143Z	320	72~143	2.24~3.20	72~114V/2.80A	93.0%	0.96	231*98*42
X6-320Y230Z	320	115~230	1.39~2.10	115~152V/2.10A	92.0%	0.97	231*98*42
X6-320Y457Z	320	228~457	0.70~1.10	228~304V/1.05A	93.0%	0.97	231*98*42

Note: 1. Y=M means 0-5V/0-10V/PWM/Timer dimming, Y=V means non-dimmable, adjustable output current with potentiometer;
 2. Suffix *: -F means flicker, no suffix means flicker free;
 3. Z=A12, 12V/0.3A auxiliary output; Z=Blank, no auxiliary output ;

X6S(XCP) Series Class II Programmable Intelligent LED Driver



Features

- ▶ Input voltage: 90 ~ 305Vac;
- ▶ Isolated constant power Class II design;
- ▶ 3-in-1 dimmable: 0-10V/1-10V/PWM (Dim-to-off optional), Timers dimming; Reverse dimming optional;
- ▶ 3 Timers dimming: Timing; Virtual Midnight; Self-Adaptive;
- ▶ Output and Dimming Signal Isolating;
- ▶ Off-line programmable;
- ▶ (M types) output current adjustable by programmer, (V types) output current adjustable by built-in potentiometer;
- ▶ Surge protection: DM 6KV/4KV(42W-60W);
- ▶ Protections: output SCP / OVP / OTP;
- ▶ Ingress protection rating: IP67;
- ▶ Suitable for dry / damp / wet locations;
- ▶ Lifetime: 100,000 hours;
- ▶ 5 years warranty.



Application

- ▶ Road Lighting , Industrial Lighting and Landscape Lighting

Product Selection Guide

Model	Power(W)	Output voltage (Vdc)	Full power current adjustable range(A)	Default output	Typ. Eff.	Typ. PF	Dimensions (L*W*H)mm
XCP-042M062*	42	32~62	0.68~1.05	32~43V/0.97A	88.0%	0.97	116*64*33
XCP-060M062*	60	32~62	0.97~1.30	32~62V/0.97A	88.5%	0.97	116*64*33
XCP-075Y041	75	20~41	1.83~2.67	20~36V/2.10A	88.0%	0.97	128.6*68*37
XCP-075Y062	75	38~62	1.21~1.88	38~53V/1.40A	89.0%	0.97	128.6*68*37
XCP-075Y108	75	54~108	0.70~1.05	54~108V/0.70A	90.0%	0.97	128.6*68*37
XCP-105Y041	105	20~41	2.56~3.50	20~37V/2.80A	90.0%	0.97	153.6*68*37
XCP-105Y062	105	38~62	1.69~2.50	38~50V/2.10A	91.0%	0.97	153.6*68*37
XCP-105Y150	105	75~150	0.70~1.05	75~100V/1.05A	92.0%	0.97	153.6*68*37
XCP-150Y041	150	20~41	3.66~5.40	20~35V/4.20A	91.0%	0.97	173.6*68*37
XCP-150Y062	150	38~62	2.42~3.60	38~47V/3.15A	91.0%	0.97	173.6*68*37
XCP-150Y214	150	107~214	0.70~1.05	107~214V/0.70A	92.0%	0.97	173.6*68*37
XCP-200Y062	200	38~62	3.23~5.00	38~47V/4.20A	92.0%	0.97	193.6*68*39
XCP-200Y286	200	143~286	0.70~1.05	143~286V/0.70A	92.0%	0.97	193.6*68*39
XCP-240Y041	240	20~41	5.86~7.50	20~36V/6.70A	92.0%	0.97	208.6*68*39
XCP-240Y062	240	38~62	3.88~5.71	38~48V/5.00A	92.0%	0.97	208.6*68*39
XCP-240Y343	240	171~343	0.70~1.05	171~229V/1.05A	93.5%	0.97	208.6*68*39
XCP-320Y062Z	320	38~62	5.20~7.50	38~47V/6.70A	93.0%	0.97	231*98*42
XCP-320Y457Z	320	228~457	0.70~1.10	228~304V/1.05A	93.0%	0.97	231*98*42

Note: 1. Y=M means 0-5V/0-10V/PWM/Timer dimming, Y=V means non-dimmable, adjustable output current with potentiometer;
 2. Suffix *: no suffix means flicker free, flicker version optional;
 3. Z=A12, 12V/0.3A auxiliary output; Z=Blank, no auxiliary output.

X6E Programmable Intelligent LED Driver



Features

- ▶ Input voltage: 90 ~ 305Vac;
- ▶ Full power working voltage: 176 ~ 305Vac (Optional);
- ▶ Isolated constant power design;
- ▶ 3-in-1 dimmable: 0-10V/1-10V/PWM (Dim-to-off optional), Timers dimming; Reverse dimming optional;
- ▶ 3 Timers dimming: Timing; Virtual Midnight; Self-Adaptive;
- ▶ Output and Dimming Signal Isolating;
- ▶ Off-line programmable;
- ▶ (M types) output current adjustable by programmer, (V types) output current adjustable by built-in potentiometer;
- ▶ Surge protection: DM 6KV, CM 10KV;
- ▶ Protections: output SCP / OVP / OTP;
- ▶ Ingress protection rating: IP67;
- ▶ Suitable for dry / damp / wet locations;
- ▶ 5 years warranty.



Application

- ▶ Road Lighting , Industrial Lighting and Landscape Lighting

Product Selection Guide

Model	Power(W)	Output voltage (Vdc)	Full power current adjustable range(A)	Default output	Typ. Eff.	Typ. PF	Dimensions (L*W*H)mm
X6E-075Y056-G	75	28~56	1.35~2.15	28~36V/1.55A	90.5%	0.97	132*68*35
X6E-100Y056-G	100	28~56	1.78~2.85	28~49V/2.05A	91.0%	0.97	138*68*35
X6E-150Y056-G	150	28~56	2.70~4.30	28~32V/3.10A	92.0%	0.97	158*68*37
X6E-200Y056-G	200	30~56	3.57~5.70	30~48V/4.15A	92.5%	0.97	178*68*37
X6E-240Y056-G	240	30~56	4.30~6.85	30~48V/5.00A	93.0%	0.97	193.6*68*37
X6E-075Y075	75	42~75	1.00~1.50	42~50V/1.50	88.0%	0.97	128*68*37
X6E-075Y108	75	54~108	0.70~1.05	54~72V/1.05A	88.0%	0.97	128*68*37
X6E-100Y100	100	56~100	1.00~1.50	56~67V/1.50A	90.0%	0.97	133*68*37
X6E-100Y143	100	72~143	0.70~1.05	72~96V/1.05A	90.0%	0.97	133*68*37
X6E-150Y150	150	85~150	1.00~1.50	85~100V/1.50A	90.0%	0.97	158*68*39
X6E-150Y214	150	115~214	0.70~1.05	115~143V/1.05A	90.5%	0.97	158*68*39
X6E-200Y200	200	120~200	1.0~1.50	120~133V/1.50A	92.0%	0.97	173.6*68*39
X6E-200Y286	200	156~286	0.70~1.05	156~190V/1.05A	92.0%	0.97	173.6*68*39
X6E-240Y240	240	130~240	1.00~1.50	130~160V/1.50A	93.0%	0.97	193.6*68*39
X6E-240Y343	240	171~343	0.70~1.0	171~228V/1.05A	93.0%	0.97	193.6*68*39

Note: Y=M means 0-5V/0-10V/PWM/Timer dimming, Y=V means non-dimmable, adjustable output current with potentiometer.

X6E Series DALI-2 Programmable Intelligent LED Driver



Features

- ▶ Input voltage: 90 ~ 305Vac;
- ▶ Full power working voltage: 176 ~ 305Vac;
- ▶ Isolated constant power design;
- ▶ Dimmable: DALI-2& Timers dimming; Dim-to-off;
- ▶ 3 Timers dimming: Timing; Virtual Midnight; Self-Adaptive;
- ▶ Output current NFC adjustable;
- ▶ Output and Dimming Signal Isolating;
- ▶ Standby power consumption<0.5W;
- ▶ Surge protection: DM 6KV, CM 10KV;
- ▶ Protections: output SCP / OVP / OTP;
- ▶ Ingress protection rating: IP67;
- ▶ Suitable for dry / damp / wet locations;
- ▶ 5 years warranty.



Application


- ▶ Application: Road Lighting , Industrial Lighting and Landscape Lighting

Product Selection Guide

Model	Power(W)	Output voltage (Vdc)	Full power current adjustable range(A)	Default output	Typ. Eff.	Typ. PF	Dimensions (L*W*H)mm
X6E-075D056	75	28~56	1.35~2.15	28~52V/1.45A	88.0%	0.97	149.4*72*37
X6E-075D108	75	54~108	0.70~1.05	54~108V/0.70A	90.0%	0.96	149.4*72*37
X6E-100D056	100	28~56	1.78~2.85	28~49V/2.05A	89.0%	0.97	149.4*72*37
X6E-100D143	100	72~143	0.70~1.05	72~143V/0.70A	90.0%	0.96	149.4*72*37
X6E-150D056	150	28~56	2.70~4.30	28~48V/3.10A	89.0%	0.97	177.5*72*39
X6E-150D214	150	107~214	0.70~1.05	107~214V/0.70A	91.0%	0.97	177.5*72*39
X6E-200D056	200	28~56	3.57~5.70	28~48V/4.15A	91.0%	0.97	198.5*72*39
X6E-200D286	200	143~286	0.70~1.05	143~286V/0.70A	92.0%	0.97	198.5*72*39
X6E-240D056	240	28~56	4.30~6.85	28~56V/4.30A	93.0%	0.97	213.5*72*39
X6E-240D343	240	171~343	0.70~1.05	171~343V/0.70A	93.0%	0.97	208.5*72*39

Note: D means DALI-2 & Timer dimming.

X7A Series Auxiliary Source Series Intelligent LED Driver



Features

- ▶ Input voltage: 90 ~ 305Vac;
- ▶ Isolated constant power design;
- ▶ 3-in-1 dimmable: 0-10V/PWM/Res. ; Dim-to-off;
- ▶ Output and Dimming Signal Isolating;
- ▶ Output current NFC adjustable;
- ▶ Standby power consumption<0.5W;
- ▶ Auxiliary output: 12V/0.25A;
- ▶ Surge protection: DM 6KV, CM 10KV;
- ▶ Protections: output SCP / OVP / OTP;
- ▶ Ingress protection rating: IP67;
- ▶ Suitable for dry / damp / wet locations;
- ▶ 5 years warranty.



Class P CE CB

Application

- ▶ Road Lighting , Industrial Lighting , Landscape Lighting and Horticulture Lighting

Product Selection Guide

Model	Power(W)	Output voltage (Vdc)	Full power current adjustable range(A)	Default output	Typ. Eff.	Typ. PF	Dimensions (L*W*H)mm
X7-075M056A12	75	28~56	1.35~2.15	28~52V/1.45A	89.0%	0.97	146.5*72*37
X7-075M108A12	75	54~108	0.70~1.05	54~108V/0.70A	89.0%	0.97	146.5*72*37
X7-100M056A12	100	28~56	1.78~2.85	28~49V/2.05A	90.0%	0.97	159.5*72*37
X7-100M143A12	100	72~143	0.70~1.05	72~143V/0.70A	90.0%	0.97	159.5*72*37
X7-150M056A12	150	28~56	2.70~4.30	28~48V/3.10A	91.0%	0.97	182.5*72*37
X7-150M214A12	150	107~214	0.70~1.05	107~214V/0.70A	91.0%	0.97	182.5*72*37
X7-200M056A12	200	28~56	3.57~5.70	28~48V/4.15A	91.0%	0.97	198.5*72*39
X7-200M286A12	200	143~286	0.70~1.05	143~286V/0.70A	93.0%	0.97	198.5*72*39
X7-240M056A12	240	28~56	4.30~6.85	28~48V/5.00A	92.0%	0.97	230.5*72*39
X7-240M343A12	240	171~343	0.70~1.05	171~343V/0.70A	93.0%	0.97	221.5*72*39

Note: 1. Y=M means 0-5V/0-10V/PWM/Res. dimming;
2. Z=A12, 12V/0.25A auxiliary output.

U5 Series DALI-2 Programmable Intelligent LED Driver



Features

- ▶ Input voltage: 176 ~ 305Vac;
- ▶ Isolated constant power design;
- ▶ DALI-2 certified, Support Part 251(Luminaire data), 252(Energy data), 253(Diagnostics data);
- ▶ 3 Timers dimming: Timing; Virtual Midnight; Self-Adaptive;
- ▶ Output and Dimming Signal Isolating;
- ▶ NFC programmable;
- ▶ (D types) output current adjustable by programmer, (V types) output current adjustable by built-in potentiometer;
- ▶ Standby power consumption<0.5W;
- ▶ Applicable lamps: Class I & Class II;
- ▶ Surge protection: DM 6KV, CM 10KV(Class I);
- ▶ Protections: input OVP/UVP, output SCP / OVP / OTP;
- ▶ Ingress protection rating: IP20;
- ▶ Suitable for dry / damp / wet locations;
- ▶ 5-7 years warranty.



Application

- ▶ Road Lighting, Urban Public Lighting and Landscape Lighting

Product Selection Guide

Model	Power(W)	Output voltage (Vdc)	Full power current adjustable range(A)	Default output	Typ. Eff.	Typ. PF	Dimensions (L*W*H)mm
U5-026Y048	26	20~48	0.55~1.05	20~37V/0.70A	89.0%	0.97	123*79*31
U5-040Y060	40	28~60	0.67~1.05	28~57V/0.70A	91.0%	0.97	123*79*31
U5-060Y090	60	38~90	0.67~1.05	38~86V/0.70A	90.0%	0.97	132.5*77*40
U5-080Y120	80	35~120	0.67~1.05	35~114V/0.70A	90.5%	0.97	132.5*77*40
U5-120Y220	120	75~220	0.55~1.05	75~171V/0.70A	91.5%	0.98	132.5*77*40
U5-165Y270	165	115~270	0.62~1.05	115~236V/0.70A	94.0%	0.97	171*101*41
U5-200Y300	200	143~300	0.67~1.05	143~286V/0.70A	94.0%	0.97	171*101*41

Note: D means DALI-2 & Timer dimming., Y=V means non-dimmable, adjustable output current with potentiometer.

U6 Series Programmable Intelligent LED Driver



Features

- ▶ Input voltage: 176 ~ 264Vac;
- ▶ Isolated constant power design;
- ▶ External NTC;
- ▶ Dimmable: DALI-2& Timers dimming; Dim-to-off;
- ▶ 3 Timers dimming: Timing; Virtual Midnight; Self-Adaptive;
- ▶ Output and Dimming Signal Isolating;
- ▶ NFC programmable;
- ▶ Auxiliary power supply: 24V/0.25A;
- ▶ Applicable lamps: Class I & Class II;
- ▶ Surge protection: DM 6KV, CM 10KV(Class I);
- ▶ Protections: input UVP; output SCP / OVP / OTP;
- ▶ Ingress protection rating: IP20;
- ▶ Suitable for dry / damp / wet locations;
- ▶ 7 years warranty.



Application

- ▶ Road Lighting , Urban Public Lighting and Landscape Lighting

Product Selection Guide

Model	Power(W)	Output voltage (Vdc)	Full power current adjustable range(A)	Default output	Typ. Eff.	Typ. PF	Dimensions (L*W*H)mm
U6-040D057	40	20~57	0.70~1.05	20~57V/0.70A	87.0%	0.97	123*79*31
U6-080D115	80	35~115	0.70~1.05	35~115V/0.70A	93.0%	0.97	132.5*77*40
U6-120D172	120	75~172	0.70~1.05	75~172V/0.70A	93.0%	0.98	132.5*77*40
U6-165D236	165	105~236	0.70~1.05	105~236V/0.70A	93.0%	0.98	170*100*40
U6-200D286	200	143~286	0.70~1.05	143~286V/0.70A	94.0%	0.98	170*100*40

Note: D means DALI-2 & Timer dimming.

U7 Series DALI-2&D4i Intelligent LED Driver



Features

- ▶ Input voltage: 176 ~ 305Vac;
- ▶ Isolated constant power design;
- ▶ External NTC;
- ▶ DALI-2&D4i, Support Part 150(Auxiliary power supply), Part 250(Integrated Power Supply), Part 251(Luminaire data), 252(Energy data), 253(Diagnostics data);
- ▶ 3 Timers dimming: Timing; Virtual Midnight; Self-Adaptive;
- ▶ AC dimming;
- ▶ Output and Dimming Signal Isolating;
- ▶ NFC programmable;
- ▶ Auxiliary output: 24V/0.125A, built-in 16V bus power supply;
- ▶ Applicable lamps: Class I & Class II;
- ▶ Surge protection: DM 6KV, CM 10KV(Class I);
- ▶ Protections: input UVP, output SCP / OVP / OTP;
- ▶ High lifetime: 50K hours ~ 100K hours;
- ▶ Ingress protection rating: IP20;
- ▶ Suitable for dry / damp / wet locations;
- ▶ 5-7 years warranty.

Application


- ▶ Road Lighting , Urban Public Lighting and Landscape Lighting

Product Selection Guide

Model	Power(W)	Output voltage (Vdc)	Full power current adjustable range(A)	Default output	Typ. Eff.	Typ. PF	Dimensions (L*W*H)mm
U7-022D072+	22	24~72	0.30~0.50	24~44V/0.50A	86.0%	0.95	132.5*77*40
U7-026D038+	26	20~38	0.70~1.05	20~38V/0.70A	86.0%	0.95	132.5*77*40
U7-032D112+	32	45~112	0.30~0.50	45~64V/0.50A	86.0%	0.95	132.5*77*40
U7-040D057+	40	28~57	0.70~1.05	28~57V/0.70A	88.0%	0.98	132.5*77*40
U7-060D086+	60	38~86	0.70~1.05	38~86V/0.70A	89.0%	0.98	132.5*77*40
U7-060D200+	60	78~200	0.30~0.50	78~120V/0.50A	89.0%	0.98	132.5*77*40
U7-080D115+	80	35~115	0.70~1.05	35~115V/0.70A	91.0%	0.97	132.5*77*40
U7-080D272+	80	115~272	0.30~0.50	115~160V/0.50A	91.0%	0.97	132.5*77*40
U7-120D172+	120	75~172	0.70~1.05	75~172V/0.70A	92.0%	0.97	132.5*77*40
U7-120D320+	120	160~320	0.30~0.50	160~171V/0.50A	92.0%	0.97	132.5*77*40
U7-165D236+	165	115~236	0.70~1.05	115~236V/0.70A	93.0%	0.97	171*101*41
U7-200D286+	200	143~286	0.70~1.05	143~286V/0.70A	93.0%	0.97	171*101*41

Note: D means DALI-2 & Timer dimming.

X7P Series PSE Version Programmable Intelligent LED Driver



Features

- ▶ Input voltage: 90 ~ 264Vac;
- ▶ Rated input voltage: 100Vac, 200Vac, 220~240Vac;
- ▶ Isolated constant power design;
- ▶ 3-in-1 dimmable: 0-10V/1-10V/PWM (Dim-to-off optional), Timers dimming; Reverse dimming optional;
- ▶ 3 Timers dimming: Timing; Virtual Midnight; Self-Adaptive;
- ▶ Output and Dimming Signal Isolating;
- ▶ Off-line programmable;
- ▶ (M types) output current adjustable by programmer, (V types) output current adjustable by built-in potentiometer;
- ▶ Surge protection: DM 6KV, CM 15KV(60-200W); DM 4KV, CM 15KV(40W);
- ▶ Protections: input UVP/OVP, output SCP / OVP / OTP;
- ▶ Ingress protection rating: IP68;
- ▶ Suitable for dry / damp / wet locations;
- ▶ 5 years warranty.

Application

- ▶ Road Lighting , Industrial Lighting and Landscape Lighting

Product Selection Guide

Model	Power(W)	Output voltage (Vdc)	Full power current adjustable range(A)	Default output	Typ. Eff.	Typ. PF	Dimensions (L*W*H)mm
X7P-040V056	40	32~56	0.72~0.80	32~50V/0.80A	87.0%	0.95	140*55*34
X7P-065M062	65	36~62	1.05~1.20	36~60V/1.10A	89.0%	0.97	141*68*37
X7P-105M150	105	72~150	0.70~1.20	72~96V/1.10A	92.0%	0.97	179*68*37
X7P-150M214	150	107~214	0.70~1.20	107~137V/1.10A	92.0%	0.97	199*68*37
X7P-200M286	200	143~286	0.70~1.20	143~182V/1.10A	92.0%	0.97	219*68*37

Note: M means 0-5V/0-10V/PWM dimming, V means non-dimmable, adjustable output current with potentiometer;

X6I Series BIS Version Programmable Intelligent LED Driver



Features

- ▶ Input voltage: 110 ~ 305Vac;
- ▶ Isolated constant power design;
- ▶ 3-in-1 dimmable: 0-10V/1-10V/PWM (Dim-to-off optional),
Timers dimming; Reverse dimming optional;
- ▶ 3 Timers dimming: Timing; Virtual Midnight; Self-Adaptive;
- ▶ Output and Dimming Signal Isolating;
- ▶ Off-line programmable;
- ▶ (M types) output current adjustable by programmer, (V types)
output current adjustable by built-in potentiometer;
- ▶ Surge protection: DM 5KV, CM 10KV;
- ▶ Protections: input OVP, output SCP / OVP / OTP;
- ▶ Ingress protection rating: IP67;
- ▶ Suitable for dry / damp / wet locations;
- ▶ 5 years warranty.



Application

- ▶ Road Lighting , Industrial Lighting and Landscape Lighting

Product Selection Guide

Model	Power(W)	Output voltage (Vdc)	Full power current adjustable range(A)	Default output	Typ. Eff.	Typ. PF	Dimensions (L*W*H)mm
X6I-075Y062 *	75	38~62	1.21~1.88	38~53V/1.40A	89.0%	0.96	128.6*68*37
X6I-075Y108	75	54~108	0.70~1.05	54~108V/0.70A	90.0%	0.96	128.6*68*37
X6I-105Y062	105	38~62	1.69~2.50	38~50V/2.10A	91.0%	0.97	153.6*68*37
X6I-105Y150	105	75~150	0.70~1.05	75~100V/1.05A	92.0%	0.97	153.6*68*37
X6I-150Y062	150	38~62	2.42~3.60	38~47V/3.15A	91.0%	0.96	173.6*68*37
X6I-150Y214	150	107~214	0.70~1.05	107~214V/0.70A	92.0%	0.97	173.6*68*37
X6I-200Y062	200	38~62	3.23~5.00	38~41V/4.90A	92.0%	0.97	193.6*68*39
X6I-200Y286	200	143~286	0.70~1.05	143~286V/0.70A	92.0%	0.97	193.6*68*39
X6I-240Y062	240	38~62	3.88~5.71	38~48V/5.00A	92.0%	0.97	208.6*68*39
X6I-240Y343	240	171~343	0.70~1.05	171~343V/0.70A	93.5%	0.97	208.6*68*39
X6I-320Y457	320	228~457	0.70~1.10	228~304V/1.05A	94.0%	0.97	231.0*98*42

Note: Y=M means 0-5V/0-10V/PWM/Timer dimming, Y=V means non-dimmable, adjustable output current with potentiometer.

X7I Series Isolated Constant Power Intelligent LED Driver



Features

- ▶ Input voltage: 108 ~ 305Vac;
- ▶ Full power working voltage: 140 ~ 305Vac;
- ▶ Isolated constant power design;
- ▶ Output current adjustable by built-in potentiometer;
- ▶ 440Vac Protection: >48hours;
- ▶ Surge protection: DM 6KV, CM 10KV;
- ▶ Protections: input UVP/OVP, output SCP / OVP / OTP;
- ▶ Ingress protection rating: IP67;
- ▶ Suitable for dry / damp / wet locations;
- ▶ 5 years warranty.



Application


- ▶ Road Lighting , Industrial Lighting and Landscape Lighting

Product Selection Guide

Model	Power(W)	Output voltage (Vdc)	Full power current adjustable range(A)	Default output	Typ. Eff.	Typ. PF	Dimensions (L*W*H)mm
X7I-105V150	105	75~150	0.70~1.05	75~150V/0.70A	90.0%	0.97	134*68*35
X7I-150V214	150	115~214	0.70~1.05	115~214V/0.70A	92.0%	0.97	163*68*37
X7I-200V286	200	156~286	0.70~1.05	156~286V/0.70A	92.5%	0.97	176*68*37
X7I-240V343	240	171~343	0.70~1.05	171~343V/0.70A	92.5%	0.97	189*68*37

Note: Y=M means 0-10V/PWM/Timer dimming, Y=V means non-dimmable, adjustable output current with potentiometer.

X6L Series 3-in-1 Dimming LED Driver



Features

- ▶ Input voltage: 90 ~ 305Vac;
- ▶ Isolated constant current design, flicker free(optional);
- ▶ 3-in-1 dimmable: 0-10V/PWM/Res. ; Reverse dimming optional; Dim-to-off;
- ▶ Output and dimming signal isolating;
- ▶ (M types) output current adjustable by programmer, (V types) output current adjustable by built-in potentiometer;
- ▶ THD<10%;
- ▶ Standby power consumption<0.5W;
- ▶ Surge protection: DM 4KV, CM 6KV;
- ▶ Protections: output SCP / OVP;
- ▶ Ingress protection rating: IP67;
- ▶ Suitable for dry / damp / wet locations;
- ▶ 5 years warranty.



Application

- ▶ Road Lighting , Industrial Lighting and Landscape Lighting

Product Selection Guide

Model	Power(W)	Output voltage (Vdc)	Full power current adjustable range(A)	Default output	Typ. Eff.	Typ. PF	Dimensions (L*W*H)mm
X6-026Y052	26	28~52	0.25~0.50	28~52V/0.50A	88.0%	0.97	119*65*34
X6-036Y052	36	28~52	0.40~0.80	28~45V/0.80A	88.0%	0.97	119*65*34
X6-042Y052	42	28~52	0.47~0.94	28~45V/0.94A	89.0%	0.96	132*65*34
X6-060Y052	60	28~52	0.67~1.34	28~45V/1.20A	89.0%	0.97	132*65*34
X6-026Y052L	26	28~52	0.25~0.50	28~52V/0.50A	87.0%	0.96	119*65*34
X6-036Y052L	36	28~52	0.40~0.80	28~45V/0.80A	88.0%	0.96	119*65*34
X6-042Y052L	42	28~52	0.47~0.94	28~45V/0.94A	88.0%	0.96	119*65*34
X6-060Y052L	60	28~52	0.67~1.34	28~45V/1.34A	88.0%	0.96	119*65*34

Note: 1. Y=M means 0-5V/0-10V/PWM/Res. dimming, Y=V means non-dimmable, adjustable output current with potentiometer;
2. L means flicker,no suffix means flicker free.

X7L Series Dimmable LED Driver



Features

- ▶ Input voltage: 90 ~ 305Vac;
- ▶ Isolated constant current design;
- ▶ 2-in-1 dimmable: 0-10V/PWM; Dim-to-off;
- ▶ Output and Dimming Signal Isolating;
- ▶ Off-line programmable;
- ▶ Output current adjustable by built-in potentiometer;
- ▶ Standby power consumption<0.5W;
- ▶ Surge protection: DM 4KV, CM 6KV;
- ▶ Protections: output SCP / OVP;
- ▶ Ingress protection rating: IP67;
- ▶ Suitable for dry / damp / wet locations;
- ▶ 5 years warranty.



Application

- ▶ Road Lighting , Industrial Lighting and Landscape Lighting

Product Selection Guide

Model	Power(W)	Output voltage (Vdc)	Full power current adjustable range(A)	Default output	Typ. Eff.	Typ. PF	Dimensions (L*W*H)mm
X7-022M050L	22	28~50	0.45~0.70	28~31V/0.70A	87.0%	0.97	124.2*55.4*33.5
X7-032M050L	32	28~50	0.60~0.95	28~38V/0.85A	88.0%	0.97	124.2*55.4*33.5
X7-042M050L	42	28~50	0.84~1.30	28~40V/1.05A	88.0%	0.97	124.2*55.4*33.5
X7-042M072L	42	40~72	0.58~0.95	40~47V/0.90A	89.0%	0.97	124.2*55.4*33.5
X7-060M050L	60	28~50	1.20~1.80	28~40V/1.50A	89.0%	0.97	132.2*55.4*33.5
X7-060M086L	60	46~86	0.70~1.08	46~56V/1.08A	90.0%	0.97	132.2*55.4*33.5

Note: 1. Y=M means 0-5V/0-10V/PWM/Res. dimming, Y=V means non-dimmable, adjustable output current with potentiometer;
2. L means flicker,no suffix means flicker free.



- G6T-(II) Series
- G6 D Series
- G6 C Series
- G5(MTP) Series
- A5(MEP) Series
- N6(MNC) Series
- N6H Series
- N7 Series
- N7L Series
- N7C Series

Industrial Lighting LED Driver



G6T-(II) Series Non-isolated Intelligent LED Driver



Features

- ▶ Input voltage: 90 ~ 305Vac;
- ▶ Non-isolated constant current design;
- ▶ 3-in-1 dimmable: 0-10V/PWM/Res. ;
- ▶ No glow after Dim-to-off (optional);
- ▶ Auxiliary output: 12V/0.2A (optional);
- ▶ Standby power consumption<0.5W;
- ▶ Dip switch adjustable power and color temperature (optional);
- ▶ Surge protection: DM 6KV, CM 6KV;
- ▶ Protections: output SCP / OVP / OTP;
- ▶ Ingress protection rating: IP65;
- ▶ 5 years warranty.

SAA FC

Class P

Application

- ▶ Industrial Lighting

Product Selection Guide

Model	Power(W)	Output voltage range(Vdc)	Adjustable output current range(A)	Typ. Eff.	Typ. PF	Dimensions (φ*H)mm
G6-080Y260ZT(II)	80	180~260	0.20~0.37	94.0%	0.97	127*59
G6-120Y260ZT(II)	120	180~260	0.30~0.56	95.0%	0.97	127*59
G6-160Y260ZT(II)	160	180~260	0.40~0.74	95.0%	0.97	127*59
G6-200Y260ZT(II)	200	180~260	0.50~0.93	95.5%	0.97	127*59
G6-240Y260ZT(II)	240	180~260	0.60~1.10	96.0%	0.97	127*59

Note:

1. Y=M, means 1-10V/PWM//Res. dimming, Y=V means non-dimmable;
2. Z=A12, 12V/0.2A auxiliary output, 0-10V/PWM/Res. dimming; Z=Blank, no auxiliary output.

G6D Series DALI-2 Programmable Intelligent LED Driver



Features

- ▶ Input voltage: 90 ~ 305Vac;
- ▶ Non-isolated constant current design;
- ▶ Dimmable: DALI-2& Timers dimming; No glow after Dim-to-off;
- ▶ Standby power consumption<0.5W;
- ▶ Output current adjustable by built-in potentiometer or DALI programmer;
- ▶ Surge protection: DM 4KV, CM 6KV;
- ▶ Protections: output SCP / OVP / OTP;
- ▶ Ingress protection rating: IP65;
- ▶ 5 years warranty.



Application

- ▶ Industrial Lighting

Product Selection Guide

Model	Power(W)	Output voltage range(Vdc)	Full power output current range(A)	Typ. Eff.	Typ. PF	Dimensions (φ*H)mm
G6-096D260H	96	180~260	0.37~0.45	94.0%	0.97	130*64.1
G6-120D260H	120	180~260	0.46~0.56	94.0%	0.97	130*64.1
G6-160D260H	160	180~260	0.62~0.74	95.0%	0.97	130*64.1
G6-200D260H	200	180~260	0.77~0.93	95.0%	0.97	130*64.1
G6-240D260H	240	180~260	0.92~1.10	95.0%	0.97	130*64.1

G6C Series Non-isolated Intelligent LED Driver



Features

- ▶ Input voltage: 108 ~ 380Vac;
- ▶ Non-isolated constant current design;
- ▶ 3-in-1 dimmable: 0-10V/PWM/Res., Dim-to-off;
- ▶ Auxiliary output: 12V/0.2A;
- ▶ Output current adjustable by built-in potentiometer;
- ▶ Surge protection: DM 6KV, CM 6KV;
- ▶ Protections: output SCP / OVP / OTP;
- ▶ Ingress protection rating: IP65;
- ▶ 5 years warranty.



Application

- ▶ Industrial Lighting

Product Selection Guide

Model	Power(W)	Output voltage range(Vdc)	Adjustable output current range(A)	Typ. Eff.	Typ. PF	Dimensions (φ*H)mm
G6C-096M260A12	96	180~260	0.32~0.45	94.0%	0.97	130*64.1
G6C-120M260A12	120	180~260	0.39~0.56	94.0%	0.97	130*64.1
G6C-160M260A12	160	180~260	0.52~0.74	95.0%	0.97	130*64.1
G6C-200M260A12	200	180~260	0.65~0.93	95.5%	0.97	130*64.1
G6C-240M260A12	240	180~260	0.77~1.10	95.0%	0.97	146*64.1

G5(MTP) Series Programmable Intelligent LED Driver



Features

- ▶ Input voltage: 90 ~ 305Vac;
- ▶ Isolated constant current design;
- ▶ 2-in-1 dimmable: 0-10V/PWM; Dim-to-off;
- ▶ Off-line programmable;
- ▶ (M types) output current adjustable by programmer, (V types) output current adjustable by built-in potentiometer;
- ▶ Surge protection: DM 4KV, CM 6KV;
- ▶ Protections: output SCP / OVP / OTP;
- ▶ Ingress protection rating: IP65;
- ▶ 5 years warranty.

NOM SAA  

Class P    

Application

- ▶ Industrial Lighting

Product Selection Guide

Model	Power(W)	Output voltage range(Vdc)	Full power output current range(A)	Typ. Eff.	Typ. PF	Dimensions (φ*H)mm
MTP-060Y054	60	27~54	1.10~1.50	88.0%	0.97	115*64.2
MTP-120Y054	120	27~54	2.22~2.85	90.0%	0.97	130*74.1
MTP-160Y054	160	27~54	2.96~3.80	89.0%	0.97	146*74.1
MTP-200Y054	200	27~54	3.70~4.80	91.0%	0.97	146*74.1
MTP-240Y054	240	27~54	4.44~5.72	92.0%	0.97	176.2*74.4

Note:

1. Y=M means 0-10V/PWM dimming;
2. Y=V means non-dimmable, adjustable output current with potentiometer.

A5(MEP) Series Explosion-proof Lighting LED Driver



Features

- ▶ Input voltage: 90 ~ 264Vac;
- ▶ Isolated constant current design;
- ▶ 3-in-1 dimmable: 0-10V/PWM/Res. (optional); Dim-to-off;
- ▶ Auxiliary output: 12V/0.2A (optional);
- ▶ Standby power consumption<0.5W;
- ▶ Potentiometer adjustment(optional);
- ▶ Surge protection: DM 4KV, CM 6KV;
- ▶ Protections: output SCP / OVP / OTP;
- ▶ Ingress protection rating: IP65;
- ▶ Warranty: 5 years.

Application

- ▶ Industrial Lighting, Explosion-proof Lighting

Product Selection Guide

Model	Power(W)	Output voltage range(Vdc)	Output current(A)	Typ. Eff.	Dimensions (φ*H)mm	Certification
MEP-040B058	40	30~58	0.70	87.0%	75*32	CCC/CE/CB/BIS
MEP-040V058	40	30~58	0.60~1.20	87.0%	75*32	CCC/CE/CB/TUV
MEP-060B043	60	26~43	1.40	88.0%	92*38	CCC/CE/CB/BIS
MEP-075V057	75	27~57	1.00~1.75	90.0%	92*38	CCC/CE/CB/TUV
MEP-080B058	80	30~58	1.40	89.0%	112*38	CCC/CE/BIS
MEP-120B058	120	30~58	2.10	89.0%	112*38	CCC/CE/BIS
A5-040M058A12	40	30~58	0.60~0.87	87.0%	92*38	CCC/CE
A5-060M043A12H	60	26~43	1.20~1.70	88.0%	92*38	CCC/CE
A5-080M058A12	80	30~58	1.20~1.70	90.0%	112*38	CCC/CE
A5-120M058A12	120	30~58	1.80~2.60	91.0%	112*38	CCC/CE

N6(MNC) Series Non-isolated Intelligent LED Driver



Features

- ▶ Input voltage: 90 ~ 305Vac;
- ▶ Non-isolated constant current design;
- ▶ 3-in-1 dimmable: 1-10V/PWM/Res. ;
- ▶ Output current adjustable by built-in potentiometer;
- ▶ Surge protection: DM 4KV, CM 6KV;
- ▶ Protections: output SCP / OVP / OTP;
- ▶ Ingress protection rating: IP65;
- ▶ 5 years warranty.

SAA

Class P

Application

- ▶ Linear high bay light, Flood light, Wall Pack Light, Shoebox light

Product Selection Guide

Model	Power(W)	Output voltage range(Vdc)	Adjustable output current range(A)	Typ. Eff.	Typ. PF	Dimensions (L*W*H)mm
MNC-060Y240	60	170~240	0.17~0.32	93.0%	0.97	124*62*31
MNC-100Y240	100	170~240	0.32~0.46	94.0%	0.97	138*55*37
MNC-150Y240	150	170~240	0.50~0.71	94.0%	0.97	138*55*37
MNC-200Y240	200	170~240	0.70~1.00	95.0%	0.97	151*63.5*42
MNC-240Y240	240	170~240	0.77~1.10	95.0%	0.97	183*63.5*43

Note:
 1. Y=M means 1-10V/PWM/Res. dimming; Y=V means non-dimmable;
 2. Certifications of MNC-60W CCC/CE/CB/ENEC.

N6H Series Non-isolated Intelligent LED Driver



Features

- ▶ Input voltage: 198 ~ 528Vac;
- ▶ Non-isolated constant current design;
- ▶ 3-in-1 dimmable: 0-10V/PWM/Res. ;
- ▶ No glow after Dim-to-off;
- ▶ Auxiliary output: 12V/0.2A;
- ▶ Output current adjustable by built-in potentiometer;
- ▶ Surge protection: DM 6KV, CM 6KV;
- ▶ Protections: output SCP / OVP / OTP;
- ▶ Ingress protection rating: IP65;
- ▶ Warranty: 5 years.

Class P


Application

- ▶ Linear high bay light, Flood light, Wall Pack Light, Shoebox light

Product Selection Guide

Model	Power(W)	Output voltage range(Vdc)	Adjustable output current range(A)	Typ. Eff.	Typ. PF	Dimensions (L*W*H)mm
N6H-100M260A12H	100	180~260	0.30~0.50	93.0%	0.97	177*68*39
N6H-150M260A12H	150	180~260	0.37~0.75	93.0%	0.97	177*68*39
N6H-200M260A12H	200	180~260	0.50~0.90	94.0%	0.97	202*68*39
N6H-240M260A12H	240	180~260	0.60~1.10	94.0%	0.97	202*68*39
N6H-320M260A12H	320	180~260	1.10~1.48	94.0%	0.97	212*68*39

N7 Series Non-isolated Intelligent LED Driver



Features

- ▶ Input voltage: 90 ~ 305Vac;
- ▶ Non-isolated constant current design;
- ▶ 3-in-1 dimmable: 0-10V/PWM/Res. ;
- ▶ No glow after Dim-to-off (optional);
- ▶ Auxiliary output: 12V/0.2A (optional);
- ▶ Standby power consumption<0.5W;
- ▶ Output current adjustable by built-in potentiometer;
- ▶ Surge protection: DM 6KV, CM 10KV;
- ▶ Protections: output SCP / OVP / OTP;
- ▶ Ingress protection rating: IP67;
- ▶ 5 years warranty.

SAA FC

Class P

Application

- ▶ Linear high bay light, Flood light, Wall Pack Light, Shoebox light

Product Selection Guide

Model	Power(W)	Output voltage range(Vdc)	Adjustable output current range(A)	Typ. Eff.	Typ. PF	Dimensions (L*W*H)mm
N7-060Y260Z	60	180~260	0.19~0.28	93.5%	0.97	157*56*37
N7-080Y260Z	80	180~260	0.26~0.37	94.0%	0.97	157*56*37
N7-120Y260Z	120	180~260	0.39~0.56	95.0%	0.97	169*56*37
N7-160Y260Z	160	180~260	0.52~0.74	95.0%	0.97	169*56*37
N7-200Y260Z	200	180~260	0.65~0.93	95.0%	0.97	204*56*37
N7-240Y260Z	240	180~260	0.77~1.11	95.0%	0.97	204*56*37
N7-320Y260Z	320	180~260	1.04~1.48	96.0%	0.97	207*68*37

Note:
 1. Y=M, means 0-10V/PWM//Res. dimming, Y=V means non-dimmable;
 2. Z=A12, 12V/0.2A auxiliary output; Z=Blank, no auxiliary output.

N7L Series Non-isolated Intelligent LED Driver



Features

- ▶ Input voltage: 90 ~ 305Vac;
- ▶ Non-isolated constant current design;
- ▶ 3-in-1 dimmable: 0-10V/PWM/Res. ;
- ▶ No glow after Dim-to-off (optional);
- ▶ Auxiliary output: 12V/0.2A (optional);
- ▶ Standby power consumption<0.5W;
- ▶ Output current adjustable by built-in potentiometer;
- ▶ Surge protection: DM 6KV, CM 6KV;
- ▶ Protections: output SCP / OVP / OTP;
- ▶ 5 years warranty.

SAA FC

Class P

Application

- ▶ Linear high bay light, Flood light, Wall Pack Light, Shoebox light

Product Selection Guide

Model	Power(W)	Output voltage range(Vdc)	Adjustable output current range(A)	Typ. Eff.	Typ. PF	Dimensions (L*W*H)mm
N7L-060Y260Z	60	180~260	0.19~0.28	93.5%	0.97	147*53*34
N7L-080Y260Z	80	180~260	0.26~0.37	94.0%	0.97	147*53*34
N7L-120Y260Z	120	180~260	0.39~0.56	95.0%	0.97	159*53*34
N7L-160Y260Z	160	180~260	0.52~0.74	95.0%	0.97	159*53*34
N7L-200Y260Z	200	180~260	0.65~0.93	95.0%	0.97	192*53*34
N7L-240Y260Z	240	180~260	0.77~1.11	95.0%	0.97	192*53*34
N7L-320Y260Z	320	180~260	1.04~1.48	96.0%	0.97	197*66*34

Note:
 1. Y=M, means 0-10V/PWM//Res. dimming, Y=V means non-dimmable;
 2. Z=A12, 12V/0.2A auxiliary output; Z=Blank, no auxiliary output.

N7C Series Non-isolated Intelligent LED Driver



Features

- ▶ Input voltage: 108 ~ 380Vac;
- ▶ Non-isolated constant current design;
- ▶ 3-in-1 dimmable: 0-10V/PWM/Res. ;
- ▶ No glow after Dim-to-off (optional);
- ▶ Auxiliary output: 12V/0.2A (optional);
- ▶ Output current adjustable by built-in potentiometer;
- ▶ Surge protection: DM 6KV, CM 6KV;
- ▶ Protections: output SCP / OVP / OTP;
- ▶ 5 years warranty.

Class P FC 

Application

- ▶ Linear high bay light, Flood light, Wall Pack Light, Shoebox light

Product Selection Guide

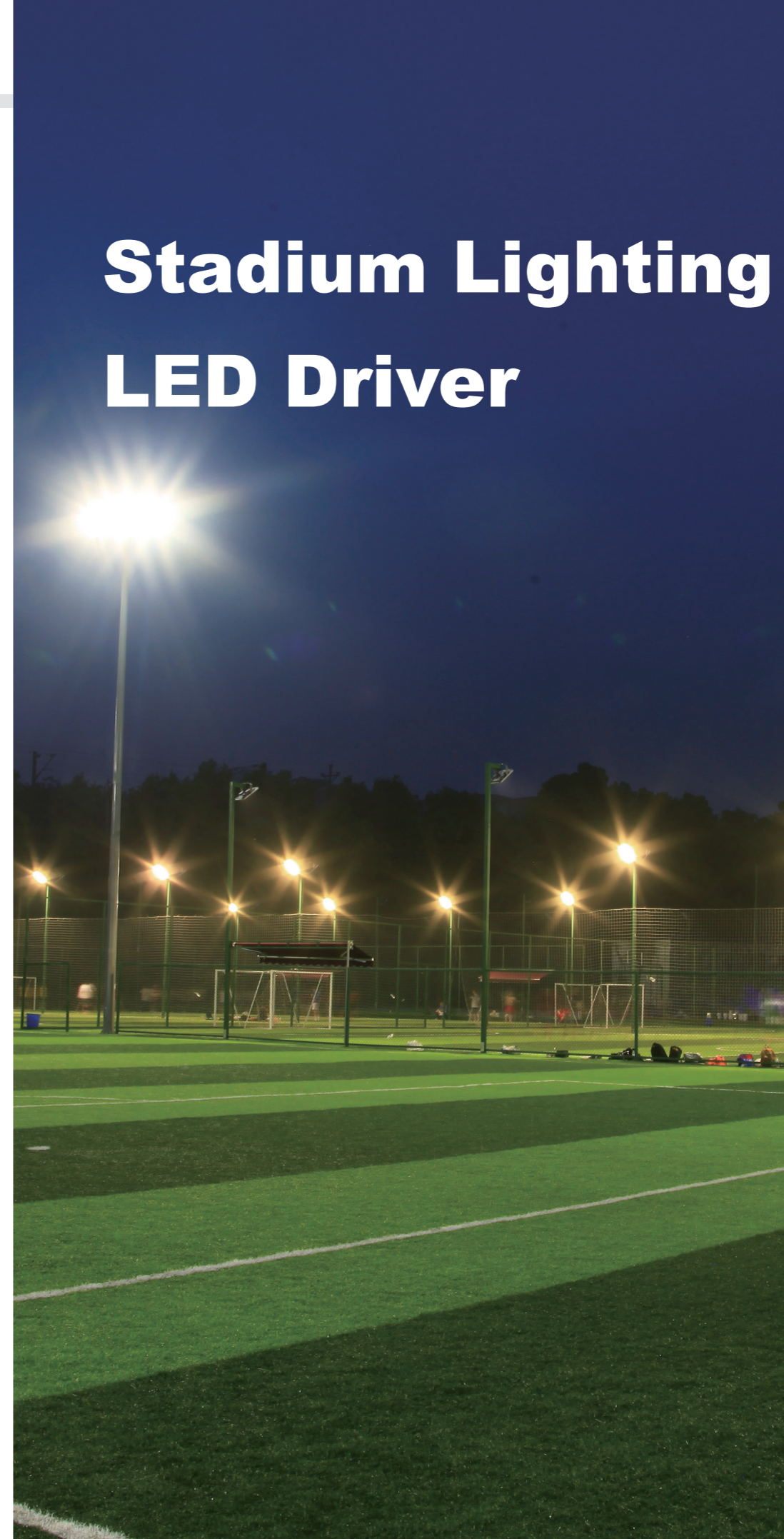
Model	Power(W)	Output voltage range(Vdc)	Adjustable output current range(A)	Typ. Eff.	Typ. PF	Dimensions (L*W*H)mm
N7C-060Y260Z	60	180~260	0.19~0.28	93.0%	0.97	147*53*34
N7C-080Y260Z	80	180~260	0.26~0.37	93.0%	0.97	147*53*34
N7C-120Y260Z	120	180~260	0.39~0.56	94.0%	0.97	159*53*34
N7C-160Y260Z	160	180~260	0.52~0.74	94.0%	0.97	159*53*34
N7C-200Y260Z	200	180~260	0.65~0.93	95.0%	0.97	192*53*34
N7C-240Y260Z	240	180~260	0.77~1.11	95.0%	0.97	192*53*34
N7C-320Y260Z	320	180~260	1.04~1.48	96.0%	0.97	237*53*34

Note:
 1. Y=M, means 0-10V/PWM//Res. dimming, Y=V means non-dimmable;
 2. Z=A12, 12V/0.2A auxiliary output; Z=Blank, no auxiliary output.

Stadium Lighting LED Driver



- S6 600W Series
- S6 880W Series
- S6 1800W Series
- X6 480~800W Series



S6 Series 600W Stadium Intelligent LED Driver

Features

- ▶ Input voltage: 198 ~ 528Vac;
- ▶ Isolated constant power design;
- ▶ DMX512/DALI-2 optional;
- ▶ Dim-to-off, no glow after Dim-to-off;
- ▶ Output and Dimming Signal Isolating;
- ▶ Output current adjustable by programmer;
- ▶ Ultra low ripple: <2%;
- ▶ PF>0.97@100% load; THD<10%@100% load;
- ▶ Efficiency up to 94%;
- ▶ Inrush current<35A@480Vac;
- ▶ Surge protection: DM 6KV, CM 10KV;
- ▶ Protections: output SCP / OVP / OPP / OTP;
- ▶ Ingress protection rating: IP66, IK08;
- ▶ Suitable for dry / damp / wet locations;
- ▶ 5 years warranty.



SAA FC

Class P

Application

- ▶ Stadium Lighting

Product Selection Guide

Model	Power(W)	Output voltage range(Vdc)	Full power output current range(A)	Default output spec	Typ. Eff.	Typ. PF	Dimensions (L*W*H)mm
S6-600D360	600	172~360	1.67~3.00	172~285V/2.10A	94.0%	0.97	335*143.5*58.6
S6-600D520	600	260~520	1.16~1.88	260~500V/1.20A	94.5%	0.95	335*143.5*58.6
S6-600R360	600	172~360	1.67~3.00	172~285V/2.10A	94.0%	0.97	335*143.5*58.6
S6-600R520	600	260~520	1.16~1.88	260~500V/1.20A	94.5%	0.95	335*143.5*58.6

Note: 1. D means DALI-2 dimming;
2. R means DMX512 dimming;

S6 Series 880W Stadium Intelligent LED Driver

Features

- ▶ Input voltage: 198 ~ 528Vac;
- ▶ Non-isolated constant power design;
- ▶ DMX512&DALI-2 Combine(Software Switchable);
- ▶ Dim-to-off, no glow after Dim-to-off;
- ▶ Output and Dimming Signal Isolating;
- ▶ Output current adjustable by programmer;
- ▶ Ultra low ripple:<2%;
- ▶ PF>0.97@100% load; THD<10%@100% load;
- ▶ Efficiency up to 97%;
- ▶ Inrush current: <35A@400Vac;
- ▶ Surge protection: DM 10KV, CM 10KV;
- ▶ Protections: output SCP / OVP / OPP / OTP;
- ▶ Ingress protection rating: IP66, IK08;
- ▶ Suitable for dry / damp / wet locations;
- ▶ 5 years warranty.



Application

- ▶ Stadium Lighting

Product Selection Guide

Model	Power(W)	Output voltage range(Vdc)	Full power output current range(A)	Default output spec	Typ. Eff.	Typ. PF	Dimensions (L*W*H)mm
S6-880D440	880	190~440	2.00~3.60	190~352V/2.50A	96.5%	0.96	400*150*81
S6-880R440	880	190~440	2.00~3.60	190~352V/2.50A	96.5%	0.96	400*150*81

Note: 1. D means DALI-2 dimming;
2. R means DMX512 dimming;

S6 Series 1800W Stadium Intelligent LED Driver



Features

- ▶ Input voltage: 198 ~ 440Vac;
- ▶ Non-isolated constant power design;
- ▶ DMX512&DALI-2 Combine(Software Switchable);
- ▶ Dim-to-off, no glow after Dim-to-off;
- ▶ Output and Dimming Signal Isolating;
- ▶ Output current adjustable by programmer;
- ▶ Ultra low ripple: <2%;
- ▶ PF>0.97@100% load; THD<10%@100% load;
- ▶ Efficiency up to 97%;
- ▶ Inrush current: <35A@400Vac;
- ▶ Surge protection: DM 10KV, CM 10KV;
- ▶ Protections: output SCP / OVP / OPP / OTP;
- ▶ Ingress protection rating: IP66, IK08;
- ▶ Suitable for dry / damp / wet locations;
- ▶ 5 years warranty.



Class P

Application

- ▶ Stadium Lighting

Product Selection Guide

Model	Power(W)	Output voltage range(Vdc)	Full power output current range(A)	Default output spec	Typ. Eff.	Typ. PF	Dimensions (L*W*H)mm
S6-1K2D500	1200(600W x2)	260~500	(1.2~1.8A)*2	1.50A*2	97.0%	0.95	500*150*81
S6-1K5D500	1500(500W x3)	260~500	(1.0~1.4A)*3	1.20A*3	97.0%	0.95	500*150*81
S6-1K8D500	1800(600W x3)	260~500	(1.2~1.8A)*3	1.50A*3	97.0%	0.95	500*150*81
S6-1K2R500	1200(600W x2)	260~500	(1.2~1.8A)*2	1.50A*2	97.0%	0.95	500*150*81
S6-1K5R500	1500(500W x3)	260~500	(1.0~1.4A)*3	1.20A*3	97.0%	0.95	500*150*81
S6-1K8R500	1800(600W x3)	260~500	(1.2~1.8A)*3	1.50A*3	97.0%	0.95	500*150*81

Note: 1. D means DALI-2 dimming;
2. R means DMX512 dimming;

X6 Series Stadium Programmable Intelligent LED Driver



Features

- ▶ Input voltage: 90 ~ 305Vac;
- ▶ Isolated constant power design;
- ▶ 3-in-1 dimmable: 0-10V/1-10V/PWM (Dim-to-off optional), Timers dimming; Reverse dimming optional;
- ▶ 3 Timers dimming: Timing; Virtual Midnight; Self-Adaptive;
- ▶ Output and Dimming Signal Isolating;
- ▶ Off-line programmable;
- ▶ Auxiliary output: 12V/0.2A;
- ▶ Surge protection: DM 6KV, CM 10KV;
- ▶ Protections: output SCP / OVP / OTP;
- ▶ Ingress protection rating: IP67;
- ▶ Suitable for dry / damp / wet locations;
- ▶ 5 years warranty.



Class P

Application

- ▶ Stadium Lighting

Product Selection Guide


Model	Power(W)	Output voltage range(Vdc)	Full power output current range(A)	Default output spec	Typ. Eff.	Typ. PF	Dimensions (L*W*H)mm
X6-480M060A12	480	30~60	8.00~10.00	30~58V/8.20A	93.5%	0.95	276*125*39.5
X6-480M268A12	480	134~268	1.80~2.40	134~218V/2.20A	93.5%	0.95	276*125*39.5
X6-600M056A12	600	27~56	10.71~12.50	27~53V/11.20A	93.0%	0.96	276*144*47.5
X6-600M060A12	600	30~60	10.00~12.50	30~54V/11.20A	93.0%	0.96	276*144*47.5
X6-600M134A12	600	67~134	4.48~5.60	67~107V/5.60A	94.0%	0.95	276*144*47.5
X6-600M268A12	600	108~268	2.24~2.80	108~214V/2.80A	94.5%	0.96	276*144*47.5
X6-600M428A12	600	240~428	1.40~1.75	240~428V/1.40A	94.5%	0.96	276*144*47.5
X6-680M056A12	680	38~56	12.15~15.00	38~45V/15.00A	94.0%	0.96	281*135*45.5

Note: 1. M means 0-10V/PWM/Timer dimming;
2. Z=A12, 12V/0.20A auxiliary output.

Horticulture Lighting LED Driver



P1 Series
P1H Series
P6H Series
X6H Series



P1 Series Horticulture Lighting Intelligent LED Driver



Features

- ▶ Input voltage: 108 ~ 305Vac;
- ▶ Isolated constant power design;
- ▶ 3-in-1 dimmable: 0-10V/1-10V/PWM (Dim-to-off optional), Timers dimming; Reverse dimming optional; No glow after Dim-to-off;
- ▶ 3 Timers dimming: Timing; Virtual Midnight; Self-Adaptive;
- ▶ Output and Dimming Signal Isolating;
- ▶ Off-line programmable;
- ▶ Auxiliary output: 12V/0.2A;
- ▶ Surge protection: DM 4KV, CM 6KV(320~600W); DM 6KV, CM 10KV(680~800W);
- ▶ Protections: hot plug operation(optional), output SCP / OVP / OTP;
- ▶ Ingress protection rating: IP67;
- ▶ Suitable for dry / damp / wet locations;
- ▶ 5 years warranty.



Application

- ▶ Horticulture Lighting, High Power Lighting

Product Selection Guide

Model	Power(W)	Output voltage range(Vdc)	Full power output current range(A)	Default output spec	Typ. Eff.	Typ. PF	Dimensions (L*W*H)mm
P1-320M056A12	320	38~56	5.72~6.25	38~51V/6.25A	93.0%	0.97	285*85*50
P1-400M056A12	400	38~56	7.15~8.33	38~48V/8.33A	94.0%	0.97	285*85*50
P1-600M056A12	600	38~54	11.11~11.7	38~52V/11.70A	94.0%	0.97	301*106*50
P1-680M056A12	680	38~56	12.15~14.17	38~48V/14.17A	94.0%	0.97	341*106*50
P1-680M305A12	680	153~305	2.23~2.84	153~284V/2.40A	95.0%	0.97	341*106*50
P1-800M056A12	800	30~56	14.29~16.67	30~48V/16.67A	95.0%	0.96	381*106*50
P1-800M268A12	800	134~268	3.00~4.45	134~180V/4.45A	95.0%	0.96	381*106*50

Note: 1. M means 0-5V/0-10V/PWM/Timer dimming;
2. Z=A12, 12V/0.20A or 12V/0.30A auxiliary output.

P1H Series Horticulture Lighting Intelligent Driver

Horticulture Lighting LED Driver



Features

- ▶ Input voltage: 249 ~ 528Vac;
- ▶ Isolated constant power design;
- ▶ 3-in-1 dimmable: 0-10V/1-10V/PWM (Dim-to-off optional), Timers dimming; Reverse dimming optional; No glow after Dim-to-off;
- ▶ 3 Timers dimming: Timing; Virtual Midnight; Self-Adaptive;
- ▶ Output and Dimming Signal Isolating;
- ▶ Off-line programmable;
- ▶ Auxiliary output: 12V/0.2A;
- ▶ Surge protection: DM 4KV, CM 6KV;
- ▶ Protections: hot plug operation(optional), output SCP / OVP / OTP;
- ▶ Ingress protection rating: IP67;
- ▶ Suitable for dry / damp / wet locations;
- ▶ 5~7 years warranty.



Class P CE CB

Application

- ▶ Horticulture Lighting, High Power Lighting

Product Selection Guide

Model	Power(W)	Output voltage range(Vdc)	Full power output current range(A)	Default output spec	Typ. Eff.	Typ. PF	Dimensions (L*W*H)mm
P1H-320M056A12	320	38~54	5.93~6.25	38~51V/6.25A	94.0%	0.95	285*85*50
P1H-600M056A12	600	38~54	11.11~11.7	38~51V/11.70A	95.0%	0.95	301*106*50
P1H-680M305A12	680	153~305	2.23~2.84	153~283V/2.40A	95.0%	0.95	341*106*50

Note: 1. Y=M means 0-5V/0-10V/PWM/Timer dimming;
2. Z=A12, 12V/0.20A or 12V/0.25A auxiliary output.

P6H Series Horticulture Lighting Intelligent Driver

Horticulture Lighting LED Driver



Features

- ▶ Input voltage: 198 ~ 440Vac;
- ▶ Non-isolated constant power design;
- ▶ 3-in-1 dimmable: 0-10V/PWM/Res. ; Dim-to-off, no glow after Dim-to-off;
- ▶ Output and Dimming Signal Isolating;
- ▶ Auxiliary output: 12V/0.2A;
- ▶ Efficiency up to 97%;
- ▶ Inrush current<12A
- ▶ Surge protection: DM 4KV, CM 6KV;
- ▶ Protections: output SCP / OVP / OTP;
- ▶ Ingress protection rating: IP20;
- ▶ Suitable for dry / damp / wet locations;
- ▶ 5 years warranty.



Application

- ▶ Horticulture Lighting, High Power Lighting

Product Selection Guide

Model	Power(W)	Output voltage range(Vdc)	Full power output current range(A)	Default output spec	Typ. Eff.	Typ. PF	Dimensions (L*W*H)mm
P6H-200M360A12H	200	240~360	0.56~0.80	240~250V/0.80A	95.0%	0.95	333*43*40
P6H-400M350A12H	400	175~350	1.15~2.00	175~200V/2.00A	96.0%	0.95	425*43*40
P6H-400M500A12H	400	250~500	0.80~1.40	250~286V/1.40A	96.0%	0.95	452*43*40
P6H-550M350A12H	550	203~350	1.57~2.70	203~204V/2.70A	95.5%	0.95	425*43*40

Note: 1. M means 0-10V/PWM/Timer dimming;
2. Z=A12, 12V/0.20A auxiliary output.

X6H Series Programmable Intelligent LED Driver



Features

- ▶ Input voltage: 207 ~ 528Vac;
- ▶ Isolated constant power design;
- ▶ 3-in-1 dimmable: 0-10V/1-10V/PWM (Dim-to-off optional),
Timers dimming; Reverse dimming optional;
- ▶ 3 Timers dimming: Timing; Virtual Midnight; Self-Adaptive;
- ▶ Output and Dimming Signal Isolating;
- ▶ Off-line programmable;
- ▶ Auxiliary output: 12V/0.2A;
- ▶ Surge protection: DM 6KV, CM 10KV;
- ▶ Protections: input OVP, output SCP / OVP / OTP;
- ▶ Ingress protection rating: IP67;
- ▶ Suitable for dry / damp / wet locations;
- ▶ 5 years warranty.



Application

- ▶ Horticulture Lighting, High Power Lighting

Product Selection Guide

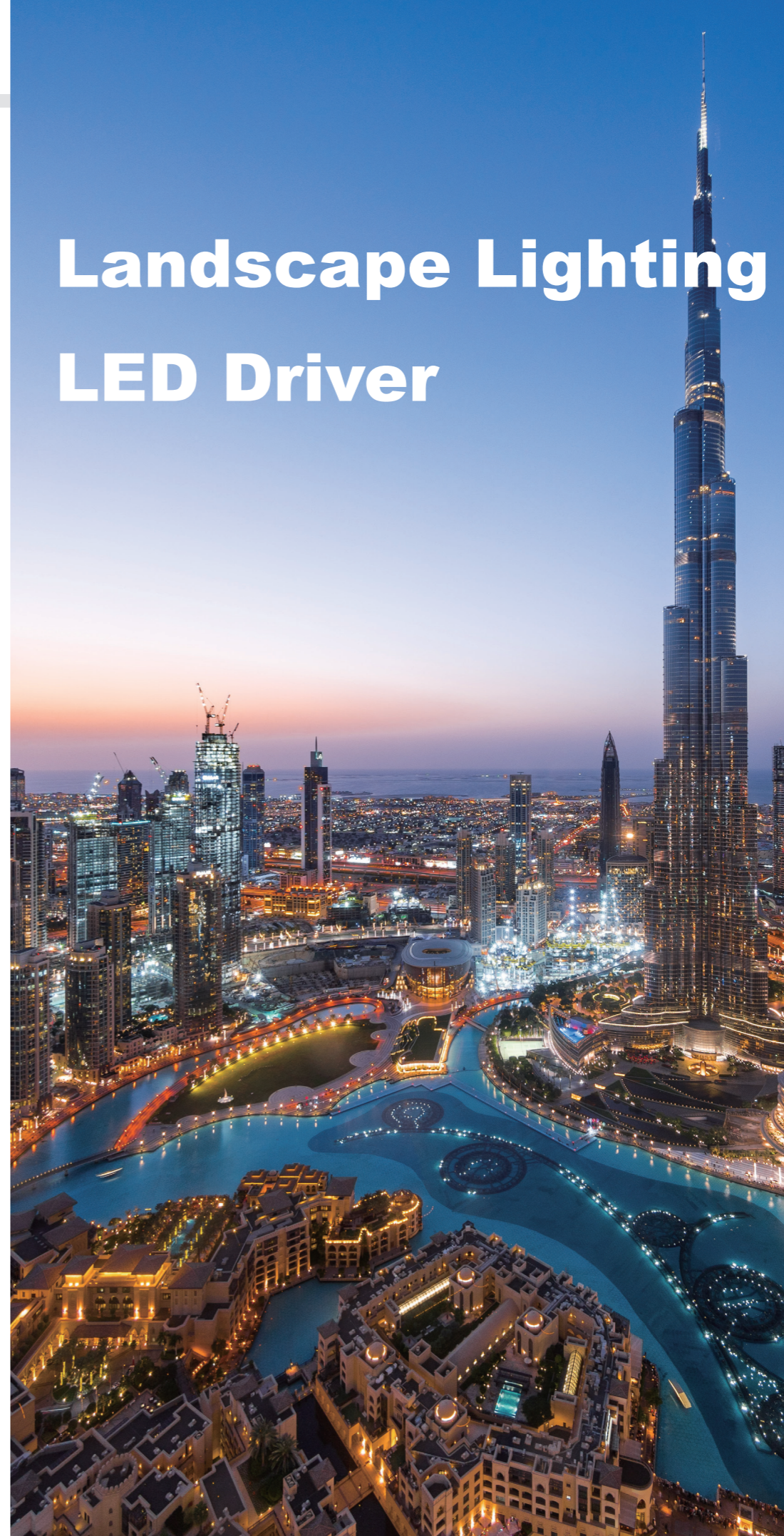
Model	Power(W)	Output voltage range(Vdc)	Full power output current range(A)	Default output spec	Typ. Eff.	Typ. PF	Dimensions (L*W*H)mm
X6H-800M268A12	800	114~268	3.00~4.45	114~268V/2.8A	95.5%	0.97	259*160*50
X6H-1K0M305A12	1000	153~305	3.28~4.36	153~266V/3.75A	95.0%	0.98	341*148*50
X6H-1K2M305A12	1200	153~305	3.94~5.25	153~267V/4.50A	95.0%	0.98	341*148*50

Note: 1. M means 0-10V/PWM/Timer dimming;
2. Z=A12, 12V/0.20A auxiliary output.

Landscape Lighting LED Driver



- V1 Series
- V6E Series
- V2 Series
- V1R(MSV) Series



V1(LSV) Series Constant Voltage LED Driver



Features

- ▶ Input voltage: 90 ~ 305Vac;
- ▶ Isolated constant voltage design;
- ▶ PF>0.96;
- ▶ Surge protection: 35/50W: DM 4KV, CM 6KV;
75~320W: DM 5KV, CM 10KV;
- ▶ Protections: output SCP / OVP / OPP / OTP;
- ▶ Ingress protection rating: IP67;
- ▶ Suitable for dry / damp / wet locations;
- ▶ 5 years warranty.

SAA FC

Class P

Application

- ▶ Landscape Lighting, Advertising Lighting

Product Selection Guide

Model	Power(W)	Output voltage range(Vdc)	Output current adjustable range(A)	Typ. Eff.	Typ. PF	Dimensions (L*W*H)mm
LSV-035B012	35	12	0~2.90	85.0%	0.96	199*42.5*34
LSV-035B024	35	24	0~1.46	87.0%	0.96	199*42.5*34
LSV-035B036	35	36	0~0.97	87.0%	0.96	199*42.5*34
LSV-035B048	35	48	0~0.73	88.0%	0.96	199*42.5*34
LSV-050B012	50	12	0~4.17	85.0%	0.96	199*42.5*34
LSV-050B024	50	24	0~2.08	88.0%	0.96	199*42.5*34
LSV-050B036	50	36	0~1.39	89.0%	0.96	199*42.5*34
LSV-050B048	50	48	0~1.04	89.0%	0.96	199*42.5*34
LSV-075B012	75	12	0~6.25	87.0%	0.96	164*68*39
LSV-075B024	75	24	0~3.13	87.0%	0.96	164*68*39
LSV-075B036	75	36	0~2.08	87.0%	0.96	164*68*39
LSV-075B048	75	48	0~1.56	87.0%	0.96	164*68*39
LSV-100B012	100	12	0~8.33	91.0%	0.96	178*68*42
LSV-100B024	100	24	0~4.17	91.0%	0.96	178*68*42
LSV-100B036	100	36	0~2.78	92.0%	0.96	178*68*39
LSV-100B048	100	48	0~2.08	92.0%	0.96	178*68*39
LSV-150B012	150	12	0~12.5	90.0%	0.96	207*68*42
LSV-150B024	150	24	0~6.25	91.0%	0.96	207*68*42
LSV-150B036	150	36	0~4.17	91.0%	0.96	207*68*42
LSV-150B048	150	48	0~3.13	91.0%	0.96	207*68*42
LSV-200B012	200	12	0~16.67	91.0%	0.96	232*68*43.5
LSV-200B024	200	24	0~8.33	92.0%	0.96	232*68*43.5
LSV-200B036	200	36	0~5.56	92.0%	0.96	247*68*43.5
LSV-200B048	200	48	0~4.17	92.0%	0.96	247*68*43.5
LSV-320B012	320	12	0~22.00	91.0%	0.96	230.6*98*42
LSV-320B024	320	24	0~13.33	92.0%	0.96	230.6*98*42
LSV-320B036	320	36	0~8.90	92.0%	0.97	230.6*98*42
LSV-320B048	320	48	0~6.67	92.0%	0.97	230.6*98*42

Note: B means fixed current , no dimming function.

V6E Series Constant Voltage LED Driver



Features

- ▶ Input voltage: 176 ~ 264Vac;
- ▶ Isolated constant voltage design;
- ▶ PF>0.98;
- ▶ THD<10%;
- ▶ Surge protection: DM 6KV, CM 10KV;
- ▶ Protections: input UVP, output SCP / OVP / OPP / OTP;
- ▶ Ingress protection rating: IP67;
- ▶ Suitable for dry / damp / wet locations;
- ▶ 5 years warranty.

SAA

Application

- ▶ Landscape Lighting, Advertising Lighting

Product Selection Guide

Model	Power(W)	Output voltage	Output current	Typ. Eff.	Typ. PF	Dimensions (L*W*H)mm
V6E-075B012	75	12	0~6.25	86.0%	0.99	136*67.2*37
V6E-075B024	75	24	0~3.20	88.0%	0.98	136*67.2*37
V6E-075B036	75	36	0~2.10	90.0%	0.98	136*67.2*37
V6E-100B012	100	12	0~8.34	89.0%	0.97	147.5*67.2*37
V6E-100B024	100	24	0~4.20	89.0%	0.97	147.5*67.2*37
V6E-100B036	100	36	0~2.80	90.0%	0.97	147.5*67.2*37
V6E-150B012	150	12	0~12.50	92.0%	0.97	162.5*67.2*37
V6E-150B024	150	24	0~6.30	93.0%	0.97	162.5*67.2*37
V6E-150B036	150	36	0~4.17	93.0%	0.97	162.5*67.2*37
V6E-150B048	150	48	0~3.12	93.0%	0.97	162.5*67.2*37
V6E-200B024	200	24	0~8.40	93.0%	0.98	175.5*67.2*37
V6E-200B036	200	36	0~5.60	93.0%	0.98	175.5*67.2*37
V6E-200B048	200	48	0~4.17	93.0%	0.97	175.5*67.2*37
V6E-240B024	240	24	0~10.00	93.0%	0.98	193.5*67.2*37
V6E-240B036	240	36	0~6.70	93.0%	0.98	193.5*67.2*37
V6E-320B012	320	12	0~26.70	92.0%	0.98	224.5*96.9*41.8
V6E-320B024	320	24	0~13.40	93.0%	0.97	224.5*96.9*41.8
V6E-320B048	320	48	0~6.70	93.5%	0.97	224.5*96.9*41.8
V6E-350B024	350	24	0~14.60	93.0%	0.98	224.5*96.9*41.8
V6E-350B036	350	36	0~9.80	93.0%	0.98	224.5*96.9*41.8
V6E-350B048	350	48	0~7.30	93.5%	0.98	224.5*96.9*41.8
V6E-400B024	400	24	0~16.70	93.0%	0.98	239.5*96.9*41.8
V6E-400B048	400	48	0~8.40	94.0%	0.98	239.5*96.9*41.8
V6-600B024	600	24	(0-12.50)*2	93.0%	0.97	276*144*47.5
V6-600B048	600	48	0-12.50	93.0%	0.97	276*144*47.5

Note: B means fixed current , no dimming function.

V2 Series Constant Voltage LED Driver



Features

- ▶ Input voltage: 90 ~ 305Vac;
- ▶ Isolated constant voltage Class 2 design;
- ▶ PF: 0.97;
- ▶ Surge protection: DM 4KV, CM 6KV;
- ▶ Protections: output SCP / OVP / OPP / OTP;
- ▶ Ingress protection rating: IP67;
- ▶ Suitable for dry / damp / wet locations;
- ▶ 5 years warranty.

Class P FC 

Application

- ▶ Landscape Lightin, Advertising Lighting

Product Selection Guide

Model	Power(W)	Output voltage range(Vdc)	Output current adjustable range(A)	Typ. Eff.	Typ. PF	Dimensions (L*W*H)mm
V2-060B012	60	12	0~5.0	86.0%	0.95	129*68*35
V2-120B012	120	12	(0-5.0)x2	89.0%	0.95	174*68*35

Note: B means fixed current , no dimming function.

V1R(MSV) Series Constant Voltage LED Driver



Features

- ▶ Input voltage: 180 ~ 264Vac;
- ▶ Isolated constant voltage design;
- ▶ Structural design: rain-proof design with semi-glue filling;
- ▶ Surge protection: DM 1KV, CM 2KV;
- ▶ All-around protection: SCP, OVP, OPP, OTP;
- ▶ Warranty: 3 years.

Class P FC 

Application

- ▶ Landscape Lighting, Advertising Lighting

Product Selection Guide

Model	Power(W)	Output voltage(Vdc)	Output current(A)	Typ. Eff.	Dimensions (L*W*H)mm
MSV-350B012	350	12	0-26.67	90.0%	198*131*40
MSV-350B024	350	24	0-14.60	90.0%	198*131*40
MSV-400B024	400	24	0-16.70	92.0%	227*122*40

Note: B means fixed current , no dimming function.

Urban Public Lighting LED Driver



X6S D Series

X6 D Series



X6S D Series DALI-2 Programmable Intelligent LED Driver



Features

- ▶ Input voltage: 100~ 264Vac;
- ▶ Isolated constant current Class II design;
- ▶ Dimmable: DALI-2; Dim-to-off;
- ▶ Output and Dimming Signal Isolating;
- ▶ Standby power consumption<0.5W;
- ▶ Surge protection: DM 2KV;
- ▶ Protections: input UVP, output SCP / OVP / OTP;
- ▶ Ingress protection rating: IP65;
- ▶ Suitable for dry / damp / wet locations;
- ▶ 5 years warranty.

Application

- ▶ Rail Transit Lighting , Commercial Lighting

Product Selection Guide

Model	Power(W)	Output voltage range(Vdc)	Full power output current range(A)	Default output spec	Typ. Eff.	Typ. PF	Dimensions (L*W*H)mm
X6S-018D048	18	28~48	0.40~0.50	28~36V/0.50A	87.0%	0.94	114*59*32
X6S-026D048	26	28~48	0.54~0.73	28~36V/0.73A	87.0%	0.95	114*59*32
X6S-036D048	36	28~48	0.80~1.00	28~36V/1.00A	87.0%	0.95	114*59*32
X6S-042D048	42	28~48	0.88~1.17	28~36V/1.17A	87.0%	0.96	114*59*32
X6S-054D048	54	28~48	1.10~1.50	28~36V/1.50A	87.0%	0.95	114*59*32

Note: D means DALI-2 & Timer dimming.

X6D Series DALI-2 Programmable Intelligent LED Driver



Features

- ▶ Input voltage: 100 ~ 264Vac;
- ▶ Isolated constant current design;
- ▶ Dimmable: DALI-2; Dim-to-off;
- ▶ Output and Dimming Signal Isolating;
- ▶ Standby power consumption<0.5W;
- ▶ Surge protection: DM 2KV, CM 4KV;
- ▶ Protections: input UVP, output SCP / OVP / OTP;
- ▶ Ingress protection rating: IP65;
- ▶ Suitable for dry / damp / wet locations;
- ▶ 5 years warranty.

Application

- ▶ Rail Transit Lighting , Commercial Lighting



Product Selection Guide

Model	Power(W)	Output voltage range(Vdc)	Full power output current range(A)	Default output spec	Typ. Eff.	Typ. PF	Dimensions (L*W*H)mm
X6-018D048	18	28~48	0.40~0.50	28~36V/0.50A	87.0%	0.94	120*64*33
X6-026D048	26	28~48	0.54~0.73	28~36V/0.73A	87.0%	0.95	120*64*33
X6-036D048	36	28~48	0.80~1.00	28~36V/1.00A	87.0%	0.95	120*64*33
X6-042D048	42	28~48	0.88~1.17	28~36V/1.17A	87.0%	0.95	120*64*33
X6-054D048	54	28~48	1.10~1.50	28~36V/1.50A	87.0%	0.95	120*64*33

Note: D means DALI-2 & Timer dimming.

10KV Surge Protection Device

20KV Surge Protection Device



Features

- ▶ CLASS I installation method;
- ▶ Meet the requirements of EN61643-11 standard;
- ▶ Built-in failure protection, better security performance;
- ▶ Three-wire series connection is adopted;
- ▶ Suitable for LED driver surge protection;
- ▶ Ingress protection rating: IP67.

Application

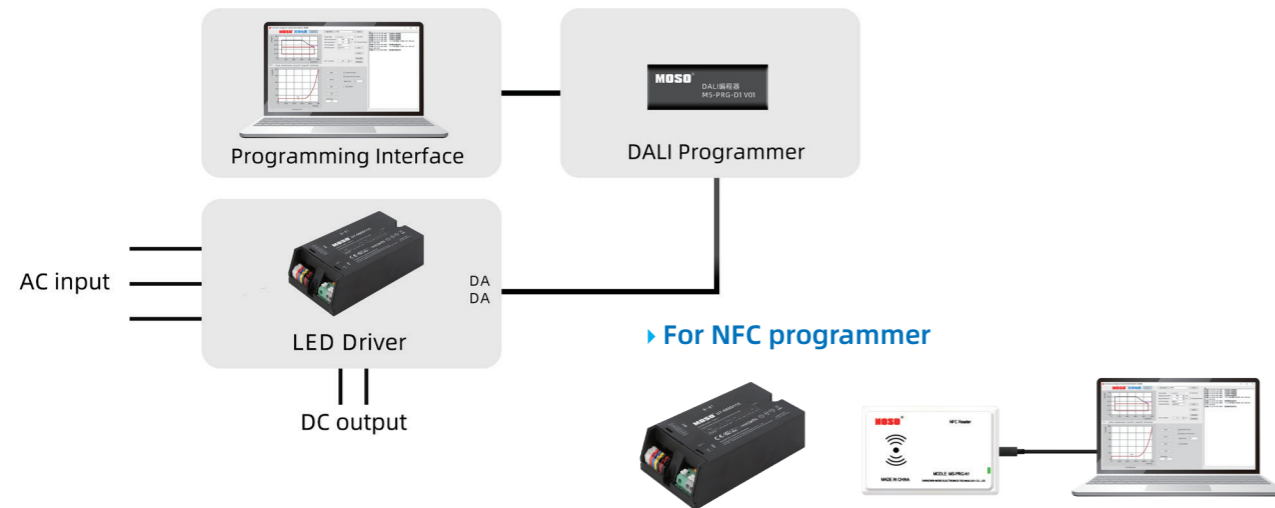
- ▶ Used for indoor or outdoor electrical protection.

Product Selection Guide

Model	Combination wave(KV)	Nominal discharge current(KA)	Level of voltage protect(KV)	Sectional area of mounting	Dimension(L*W*H)mm
MSP-10K-SURGE	10	5	<1.3	3*1.0mm²	82*38*16
MS-10KV-SPD	10	5	<1.5	3*1.0mm²	62*35*36
MS-20KV-SPD	20	10	<1.5	3*1.0mm²	62*35*36

Configuration Connection Scheme

▶ For DALI-2 programmer

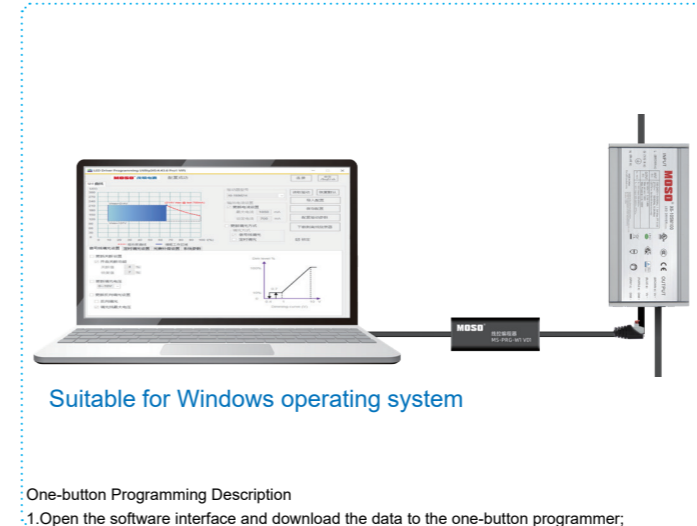


▶ For NFC programmer

Off-line Programming

User-friendly programming connection without the need to power on the driver. Suitable for X6, XCP, X6E, X7P, P1, P1H, X6H, G5(MTP) series, etc.

Programming mode 1



Suitable for Windows operating system

Programming mode 2

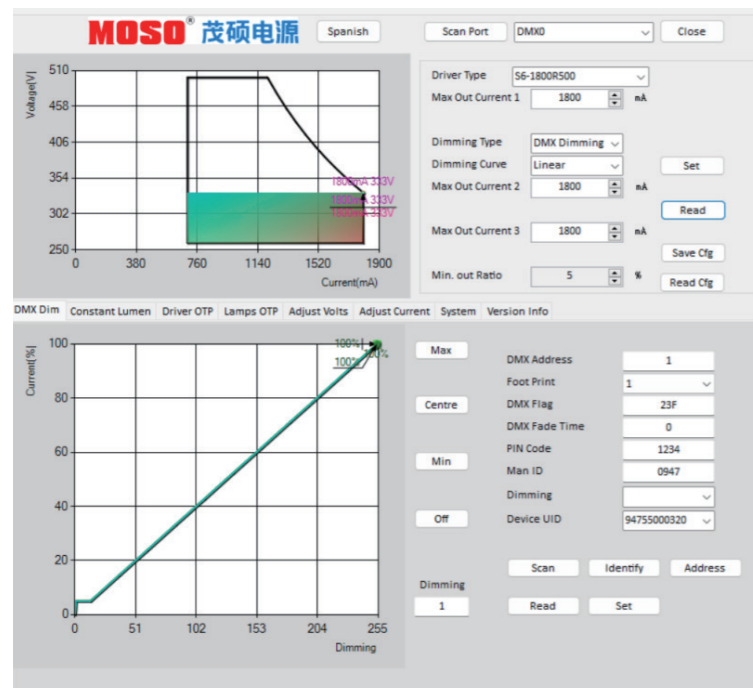


One-button Programming Description

One-button Programming Description

1. Open the software interface and download the data to the one-button programmer;
2. Connect the dimming wire to the one-button programmer, press the program button, the programmer will give you a reminder "(beep)" to tell you that the installation is that the programming is complete.

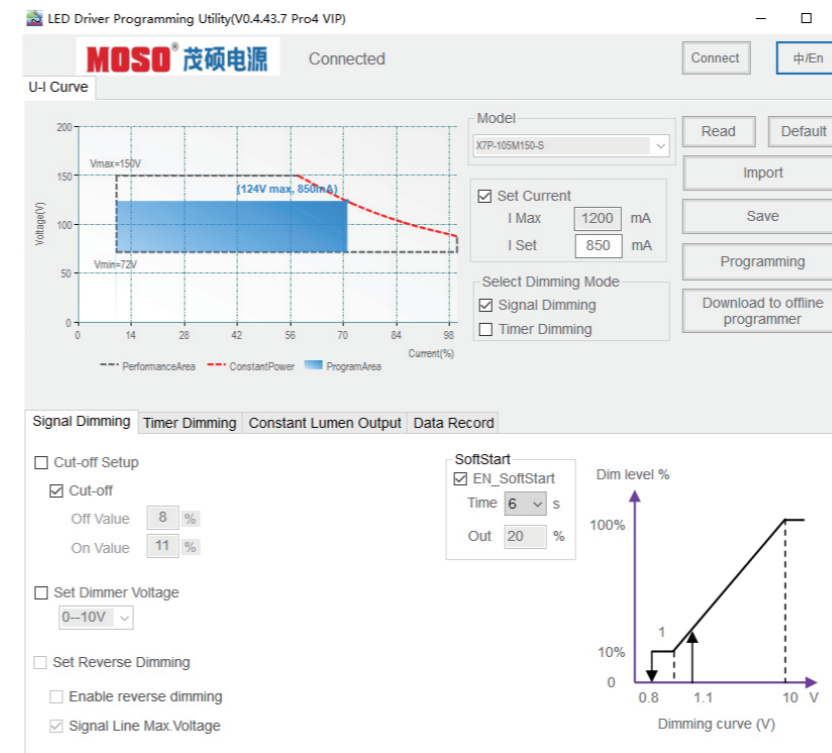
Visual Software Operation Interface



LED Driver Configurer Tool Programming Description

1. Chinese and English version interfaces, online upgrade automatically;
2. The maximum output power and current, dimming type and dimming curve can be set;
3. The current parameters and configured driving parameters can be read;
4. Timer dimming. Set the time control function, which supports up to 7 segments;
5. Constant Lumen Output (CLO);
6. Driver OTP and Lamps OTP parameters can be set according to customers' needs.

Visual Software Operation Interface



Off-line Programming Description

1. Set the Dimmer Voltage: 0-3.3V/0-5V/0-9V/0-10V optional;
2. Timer dimming. Set the timer control function, support up to 7 segments;
3. Constant Lumen Output (CLO);
4. Read the recorded data:

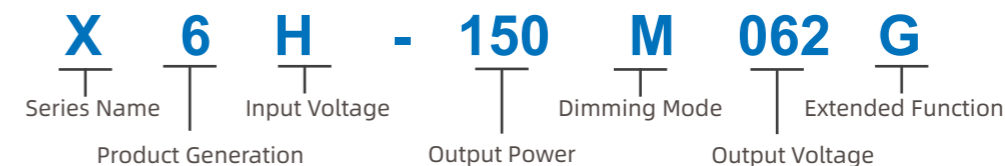
Total Working time, working temperature and Firmware version;

5. Configure the driver parameters. After the setting is completed, click the Programming button to program the driver;
6. Download to the Offline Programmer.

Global Distributors

Country	Distributor	Tel	Website	Address
Southeast Asia	Arrow Components (M) Sdn Bhd	+852 2484 2127	www.arrow.com	Unit 8.02 - 8.05, 8th Floor, Menara Boustead Penang 39 Jalan Sultan Ahmad Shah Penang, 10050 Malaysia
Asia	Future Electronics	+65 6594 5000	www.futureelectronics.com	8 Changi Business Park Avenue 1 #06-51 ESR BizPark @ Changi (South Tower) Singapore
Italy	Welt Electronic Spa	+39 05530 2631	www.welteletronic.it	Via della Treccia, 33, 50145 Firenze FI, Italy
Poland	MPL Power Elektro SP.z.o.o.	+48 32440 0950	www.mplpower.pl	Zabrze ul. Handlowa 13, 41-807 Zabrze
Spain	INELEC, S.A.	+ 34 91726 3508	www.inelec.net	C/ Bocángel, 38, 28028 Madrid
Northern Europe	TUULISALMI OY	+358 50500 8092	www.tuulisalmi.fi	Kurkkulantie 39, 31460 HIRSJARVI FINLAND
Russia	"COMPEL"JSC	+7 495 995 0901	www.compel.ru	Novokhokhlovskaya str., 23, building 1, Moscow, 109052, Russia (Ring Park Business Park), 3rd floor.
Brazil	Future Electronics Brazil	+55 19 3737 4100	www.futureelectronics.com	Rua Luzitana, 740, 10 Andar, Conjuntos 103/104 Centro Campinas Sao Paulo
Argentina	Arrow Argentina	+54 114 122 3544	www.arrow.com	La Pampa 1391, 6P of 1Buenos Aires, C1428DZA, Argentina
India	Kevin Electrochem	+ 91 98 1907 1533	www.kevinelectrochem.com	103 , marahon Max, opp. Nirmal Lifestyle,LBS Road, Mulund West : 400080
USA	Starux, Inc.	+1 201 720 7781	www.starux.com	700 Kinderkamack Rd, Ste 309 Oradell, NJ 07649.
USA	SunLux (Elite LED Supply)	+713 470 6835	www.sunluxusa.com	5710 W. 34th St. Suite B Houston, TX 77092
Middle East	SARNIKON METAL VE ELEKTRONİK A.Ş	+90 216 471 7197	www.sarnikon.com	Ferhatpaşa Mah. 14.Sok. No:12A Ataşehir / İSTANBUL
Middle East	ZENIT LED AYDINLATMA VE TEKNOJİLERİ A.Ş.	+90 216 591 0035	www.zenit.com.tr	Deri OSB Mh.Yan San. Cad.17 Deri Osb Sit.YA-11 No: 17/1/2 34956 Tuzla / İSTANBUL

Product Model Naming Rules



Series Name:

- X: Road Lighting Series;
- G: Round Industrial Lighting Series;
- N: Linear Industrial Lighting Series;
- A: Explosion-proof Lighting Series;
- S: Stadium Lighting Series;
- P: Horticulture Lighting Series;
- V: Landscape Lighting Series;

Product Generation:

For example: 6 means the 6th generation product;

Input Voltage:

- Blank: 100-277Vac;
- P: 100-240Vac;
- E: 220-240Vac;
- C: 120-347Vac;
- H: 230/277-480Vac;
- I: Indian market;
- S: Class II power supply;

Output Power:

- 075:75W;
- 150:150W;
- 1K2:1200W;

Dimming Mode:

- M: 0-10V/PWM dimming;
- D: DALI dimming;
- V: Potentiometer adjusts current, no dimming function;
- B: Fixed current output, no dimming function;
- P: PLC dimming;
- R: DMX512 dimming;

Output Voltage:

062: output maximum voltage 62V;

Extension Function:

- A12: 12V auxiliary output;
- F: Large case/flicker-free;
- P: UL wire;
- RJ: RJ Connector;
- A: Forward;
- B: Reverse;
- TD: TEDAS version;
- EN: Enhance, derivative Enhanced Edition.

MOSO[®]

TEL: +86-400-889-0018



Technology Innovation and Product Supremacy



Tel: +86-755-27657000
Fax: +86-755-27657908



E-mail: info@mosopower.com



<https://led.mosopower.com>



Headquarter Address: MOSO Industrial Park, Xili Town,
Nanshan District, Shenzhen(518108)